



Illinois
Department of Commerce
& Economic Opportunity
OFFICE OF BROADBAND
JB Pritzker, Governor



UNIVERSITY OF ILLINOIS SYSTEM



How-to Webinar Series: BEAD Challenge Process – Introduction to BEAD Challenge Portal

Closing the Digital Divide in Illinois

February 21, 2024

Today's agenda

- 01** Challenge Process Recap, Timeline, and Resources
- 02** BEAD Challenge Portal Preview
- 03** Next Steps, Q&A



Objectives

After this webinar, participants will...

- Know what the BEAD challenge process is, why it's important, and how to participate
- Know the key Challenge Process dates
- Be familiar with current and upcoming resources
- Understand how to submit a challenge



1

BEAD Challenge Process Recap & Updates





What is the goal of BEAD?



The BEAD Program awarded Illinois **\$1.04 billion** to connect all unserved and underserved locations to broadband over the next 5 years



Ensure universal broadband coverage in the state, using fiber wherever possible



Prioritize access for unserved & underserved locations, community anchor institutions, and Wi-Fi equipment for MDUs²



Select sub-grantees to implement broadband within one year, and complete implementation within four years³

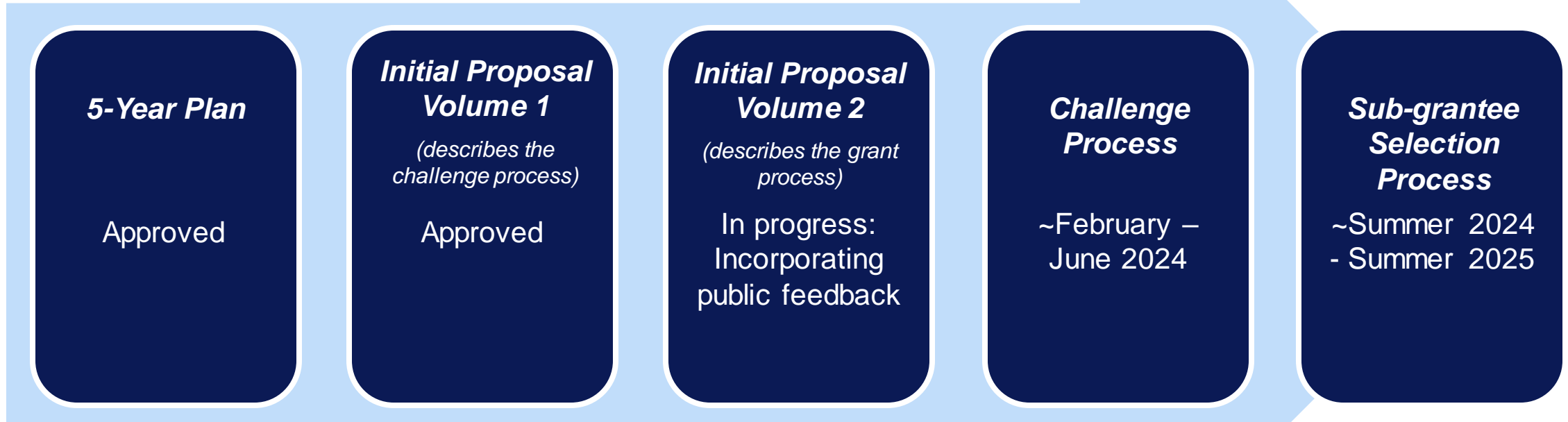


Improve broadband affordability through a low-cost broadband service option and middle-class affordability plan⁴

1. Page 14 of BEAD NOFO, on the definition of Priority Broadband Project
2. Page 33 of BEAD NOFO, on the allocation of grant funds
3. Page 65 of BEAD NOFO, on deployment deadlines and benchmarks
4. Page 42-46 of BEAD NOFO, on inclusion of affordability in the BEAD scoring criteria

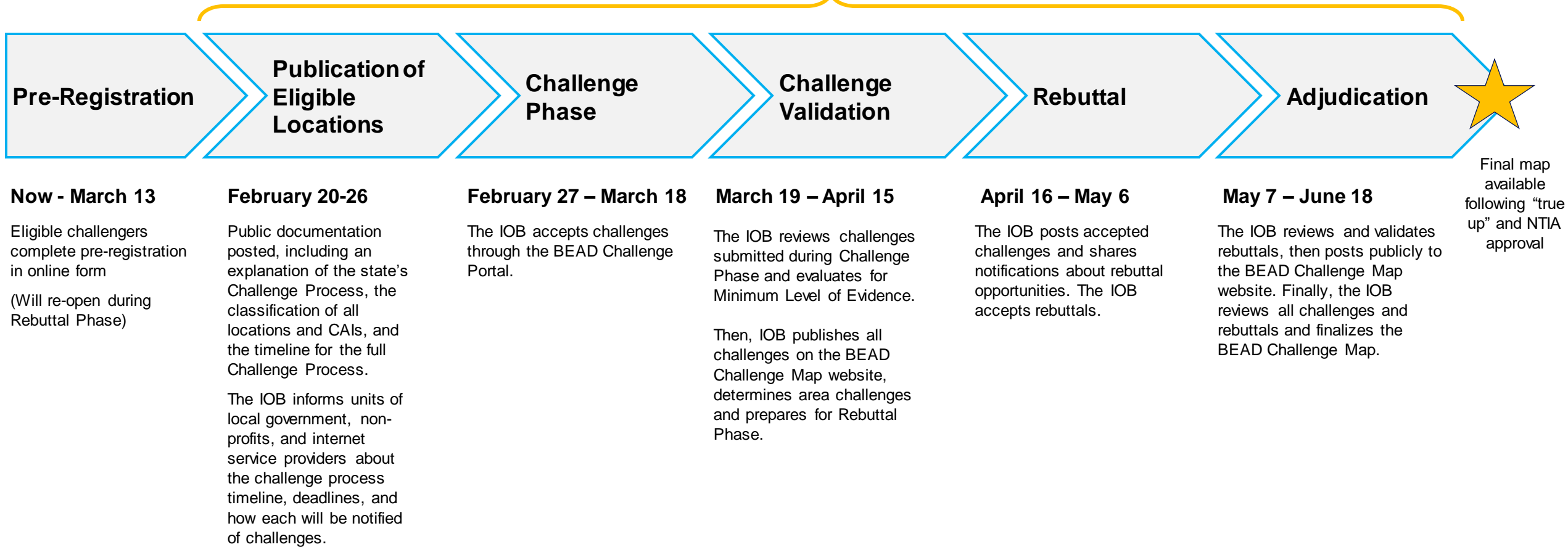


High Level BEAD Process Overview



Challenge Process Timeline

120 Days



Final map available following “true up” and NTIA approval

All dates calendar year 2024.

1. While federal NTIA rules do not allow individuals to submit challenges directly, residents can help identify inaccuracies and work with nonprofits/ local governments to challenge the maps
Source: [NTIA Challenge Process Guidance](#), [Connect Illinois BEAD Initial Proposal Vol 1: Public Comment Draft](#)

Overview of the Challenge Process

ALL TIMELINES ARE TENTATIVE AND SUBJECT TO NTIA APPROVAL



What is the purpose of the challenge process?

- Ensure the state's broadband map accurately reflects your home or organization's access to broadband
- Inform which locations are eligible for funding



Who can submit challenges?

- Units of local government, non-profit organizations, and internet service providers can submit challenges
- Individuals can participate through local governments or non-profits



What can be challenged?

Each **location displayed on the map** can be challenged if characteristics such as availability, speed, or latency are **not correctly listed**






When will the challenge process be held?

The Challenge Process opens on February 20 and the Challenge Phase (when the IOB accepts challenges) starts on **February 27**

Let's refresh on key terms and definitions

Term	Definition
Broadband Serviceable Location (BSL)	A broadband serviceable location (BSL) is “a business or residential location in the United States at which mass-market fixed broadband Internet access service is, or can be, installed.”
Unserved	A location that does not have access to ANY broadband, which is defined by speeds of 25/3 megabits per second (mbps)
Underserved	A location that has access to basic speeds of 25/3, but does not have access to speeds of 100/20 mbps. OR, latency is greater than 100 ms
Served	A location with access to broadband with speeds of 100/20 mbps (or higher)
Community Anchor Institution (CAI)	Institutions that provide critical services and support to residents, especially those in underrepresented communities
Multiple-dwelling unit (MDU)	A structure with multiple but separate housing units (e.g., an apartment building)
Latency	The time it takes data to go to a server and back to your connection. If you have high latency, it can cause video meetings to be choppy or freeze. “Good” latency is 100 ms or lower

What can you challenge?

Challenged location	Code	Challenge type	Description
 Broadband serviceable locations	A	Availability	The broadband service identified is not offered at the location, including a unit of a multiple dwelling unit (MDU)
	S	Speed	The actual speed of the service tier falls below the unserved or underserved thresholds
	L	Latency	The round-trip latency of the broadband service exceeds 100ms
	D	Data cap	The only service plans marketed to consumers impose an unreasonable capacity allowance data cap”) on the consumer
	T	Technology	The technology indicated for this location is incorrect
	B	Business service only	Location is residential, but the service offered is marketed or available only to businesses
 Enforceable commitments and/or planned service	P	Planned (or existing) Service	Knowledge that broadband will be deployed at this location by June 30, 2024, without an enforceable commitment or a provider is building out broadband offering performance beyond the requirements OR Location has existing service available that is not currently reflected in the availability data.
	N	Not part of enforceable commitment	Location in an area subject to an enforceable commitment to <100% of locations and is not covered by commitment
	E	Enforceable Commitment	The challenger has knowledge that broadband will be deployed at this location by the date established in the deployment obligation
 Community Anchor Institutions (CAI)	C	Location is a CAI	The location should be classified as a CAI
	R	Location is not a CAI	The location is currently labeled as a CAI but is a residence, a non-CAI business, or is no longer in operation
	S	Speed (for CAIs)	The location of the CAI lacks access to at least 1 gigabit symmetrical service

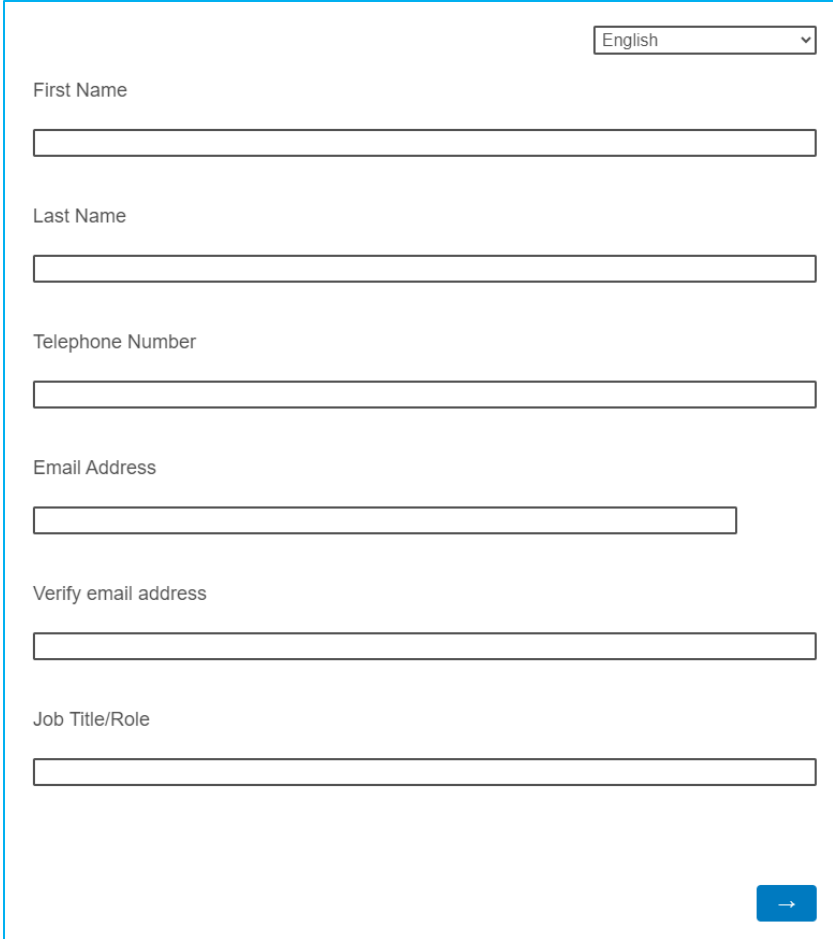
Pre-register for the challenge process online starting now

Why is pre-registration required?

- 1) Communications:** Receive up-to-date communication about the challenge process, including important dates, resources, and updates
- 2) Identity Verification:** For a challenge to be submitted, the IOB needs to verify that the entity submitting the challenge is eligible

[Click here to pre-register.](#)

Pre-registration in advance of the challenge window is recommended, but will also be accepted during the challenge window through March 13 at 5 pm CT. Prior to the challenge opening, verified pre-registrations will be prompted to create an account.



A sample screenshot of a pre-registration form. The form is enclosed in a blue border and contains the following fields: a language dropdown menu set to 'English'; 'First Name' with an empty text box; 'Last Name' with an empty text box; 'Telephone Number' with an empty text box; 'Email Address' with an empty text box; 'Verify email address' with an empty text box; and 'Job Title/Role' with an empty text box. A blue button with a right-pointing arrow is located at the bottom right of the form.

Sample screenshot from pre-registration form



Essential Resources

Landing page for all things Challenge Process



DCEO.Illinois.gov/BEADchallenge

Bookmark it!

Visit this page for:

- Basics of the challenge process
 - Recordings and slides from webinars and trainings
 - Bulk CSV templates
 - Eligible locations, including list of all CAIs
 - User Guide
 - BEAD Challenge Map
 - BEAD Challenge Portal **(coming soon)**
- ...and more

BEAD Map Challenge Process

Background

Illinois was awarded \$1.04 billion in federal Broadband Equity, Access, and Deployment (BEAD) Program funds by the National Telecommunications and Information Administration (NTIA) to continue our efforts to connect all homes and businesses to modern high-speed internet.

The BEAD Program rules require states to prioritize funds in this order:

1. Connect unserved locations (available service is 25/3 megabits per second or less)
2. Connect underserved locations (available service is at least 25/3 mbps but less than 100/20 mbps)
3. Connect Community Anchor Institutions to gigabit symmetrical service (1,000/1,000 mbp

[BEAD One-Pager](#)

Challenge Process

Let's get the map right!

What is the challenge process?

The challenge process gives Illinoisians an opportunity to correct inaccuracies in the state's broadband map so it reflects the most up-to-date broadband access across the state. The updated map will determine which locations are eligible for funding through the BEAD program.

Who is eligible to submit a challenge?

NTIA rules allow units of local government, non-profit organizations, and internet service providers to submit challenges. Individuals in Illinois can participate by visiting BEADchallenge.org and following the instructions for taking internet speed tests and submitting the results, or by coordinating with registered local governments or non-profits to submit a challenge.

NEW User Guide

Screenshare walk-through

DCEO.Illinois.gov/BEADchallenge

[Direct link to User Guide](#)

Illinois BEAD Challenge Process Guidebook

CONNECT ILLINOIS

Broadband Equity, Access, and
Deployment (BEAD)

February 2024

DCEO.illinois.gov/BEADchallenge

NEW Challenge Process Timeline

DCEO.Illinois.gov/BEADchallenge

PHASE	DURATION AND DATES
<p>Publication of Eligible Locations</p> <p><i>Public documentation posted, including an explanation of the state's Challenge Process, the classification of all locations and CAs, and the timeline for the full Challenge Process.</i></p> <p><i>The IOB informs units of local government, non-profits, and internet service providers about the challenge process timeline, deadlines, and how each will be notified of challenges.</i></p>	<p>7 days</p> <p>February 20 – February 26, 2024</p>
<p>Challenge Phase</p> <p><i>The IOB accepts challenges through the BEAD Challenge Portal.</i></p>	<p>21 days</p> <p>February 27 – March 18, 2024</p>
<p>Challenge Validation (Pre-Rebuttal)</p> <p><i>The IOB reviews challenges submitted during Challenge Phase and evaluates for Minimum Level of Evidence. Then, IOB publishes all challenges on the BEAD Challenge Map website, determines area challenges and prepares for Rebuttal Phase.</i></p>	<p>28 days</p> <p>March 19 – April 15, 2024</p>
<p>Rebuttal</p> <p><i>The IOB posts accepted challenges and shares notifications about rebuttal opportunities. The IOB accepts rebuttals.</i></p>	<p>21 days</p> <p>April 16 – May 6, 2024</p>
<p>Final Adjudication</p> <p><i>The IOB reviews and validates rebuttals, then posts publicly to the BEAD Challenge Map website. Finally, the IOB reviews all challenges and rebuttals and finalizes the BEAD Challenge Map.</i></p>	<p>May 7 – June 18, 2024</p> <p>(Remainder of the 120-day Challenge Process window)</p>
<p>Publication of Final Determinations</p> <p><i>The IOB publishes the final determinations after NTIA review.</i></p>	<p>Early Summer 2024, but dependent on the NTIA review and approval timeline</p>

Downloadable lists of broadband availability classifications

Broadband Availability Classifications (posted on February 2, 2024)

View a list of locations based on their classification as unserved, underserved, and served, plus a list of all Community Anchor Institutions and their eligibility status:

- [Unserved Location IDs](#) (eligible for BEAD)
- [Underserved Location IDs](#) (eligible for BEAD)
- [Served Location IDs](#)
- [List of Community Anchor Institutions \(CAIs\)](#)

The list of unserved, underserved, and served are created after accounting for all enforceable commitments (marked as served) and Pre-Challenge DSL modifications (marked as underserved).

DCEO.Illinois.gov/BEADchallenge

Downloadable bulk challenge CSV templates and guides for how to complete them

Bulk Challenge Templates

To submit challenges in bulk, please download the csv template label for the respective Challenge Type:

- [Availability](#)
- [Speed](#)
- [Latency](#)
- [Data Cap](#)
- [Is a CAI](#)
- [Is not a CAI](#)
- [Is an Enforceable Commitment](#)
- [Is not an Enforceable Commitment](#)
- [Planned \(or existing\) Service](#)
- [Technology, Business service only \("All Others"\)](#)

[Download the zip of all bulk challenge csv templates.](#)

Bulk Challenge Reference Documents

Refer to the following resources to help fill in csv templates and collect proper evidence for challenges:

- [Description of fields, including:](#)
 - Challenge Type Codes
 - Availability Category Codes
 - Technology Codes
- [FCC Provider IDs](#)
- [Description of evidence requirements](#)

Office Hours & Technical Assistance starting February 27

Attend Challenge Process Office Hours:

- Tuesdays and Thursdays, 1-2 pm
 - [1-2 pm Zoom link](#)
- Tuesdays and Thursdays, 3-4 pm
 - [3-4 pm Zoom Link](#)

Attend the weekly webinar series:

- Wednesdays, 12-1 pm
- [Register here](#)

Email broadband@illinois.gov with “Challenge Process” in the subject line

Information available on the “Support Information” page of the Challenge Portal



REMINDER

- **Don't wait to start collecting evidence!** The Challenge Portal will be open for 3 weeks (21 days) starting on Feb. 27, so please **begin collecting evidence now**, if you have not already, as it may take time.
- **If you are a local government or non-profit**, create a plan for how you will collect challenge information from residents and a way to follow up if you need more information.
- **Need ideas?** Look to Lake County or Mclean County, or email broadband@illinois.gov and we can work with you to make a plan, create a form, conduct outreach, etc.



2

BEAD Challenge Portal Preview

Illinois BEAD Challenge Portal

Challenge Process Home

Create New Challenge

Challenge

View Draft Challenges
Submit Bulk Challenges
Submitted Challenges

Support Information

Draft Challenges

This page displays challenges that have not yet been submitted.
To complete your submission, please complete the following for each row in the table:

- Click on "Edit" to add the required details for the challenge.
- Click on "Add Evidence" to add the evidence (information on evidence requirements can be found [here](#)).
- Click on "Submit" in order to submit your challenge.

Challenge ID	Status	Challenge Type	Provider	Challenge Date	Technology	Available Actions
1488	DRAFT	Availability (A)	None	Feb. 20, 2024, 5:46 p.m.	None	Edit Submit Add Evidence View More Delete
1487	DRAFT	Availability (A)	None	Feb. 20, 2024, 5:46 p.m.	None	Edit Submit Add Evidence View More Delete
1486	DRAFT	None	None	Feb. 20, 2024, 5:46 p.m.	None	Edit Submit Add Evidence View More Delete
					None	Edit Submit Add Evidence View More Delete
					None	Edit Submit Add Evidence View More Delete
					None	Edit Submit Add Evidence View More Delete

Add to Challenge

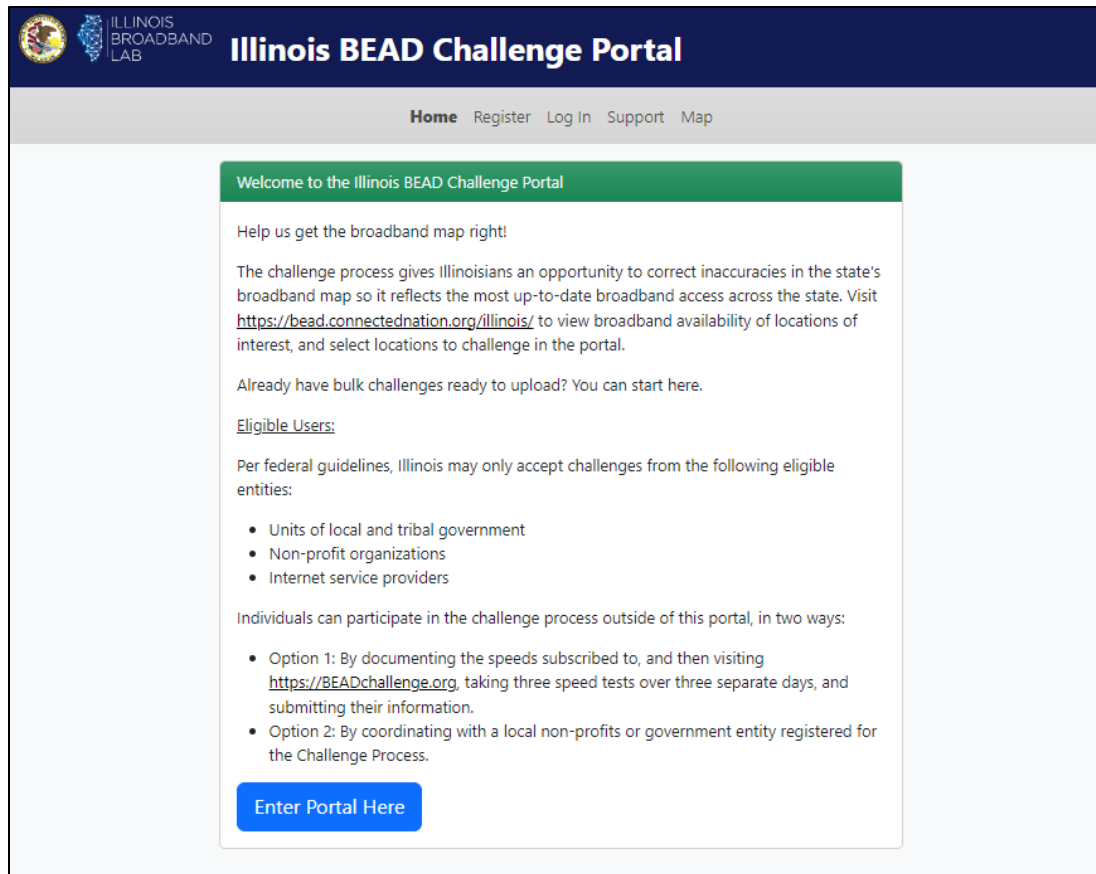
West Erie Street

West Ontario Street



Creating an Account

- On February 27, pre-registered and verified challengers will receive an email from broadband@illinois.gov with an invitation to create an account with the Challenge Portal.
- Challenger clicks link, leading them to the Registration page on the portal. You must register with the email that received the invitation, and then create a password.



The screenshot shows the homepage of the Illinois BEAD Challenge Portal. The header includes the Illinois Broadband Lab logo and the text "ILLINOIS BROADBAND LAB" and "Illinois BEAD Challenge Portal". The navigation menu contains "Home", "Register", "Log In", "Support", and "Map". The main content area features a green header "Welcome to the Illinois BEAD Challenge Portal" and a white box with the following text:

Help us get the broadband map right!

The challenge process gives Illinoisians an opportunity to correct inaccuracies in the state's broadband map so it reflects the most up-to-date broadband access across the state. Visit <https://bead.connectednation.org/illinois/> to view broadband availability of locations of interest, and select locations to challenge in the portal.

Already have bulk challenges ready to upload? You can start here.

Eligible Users:

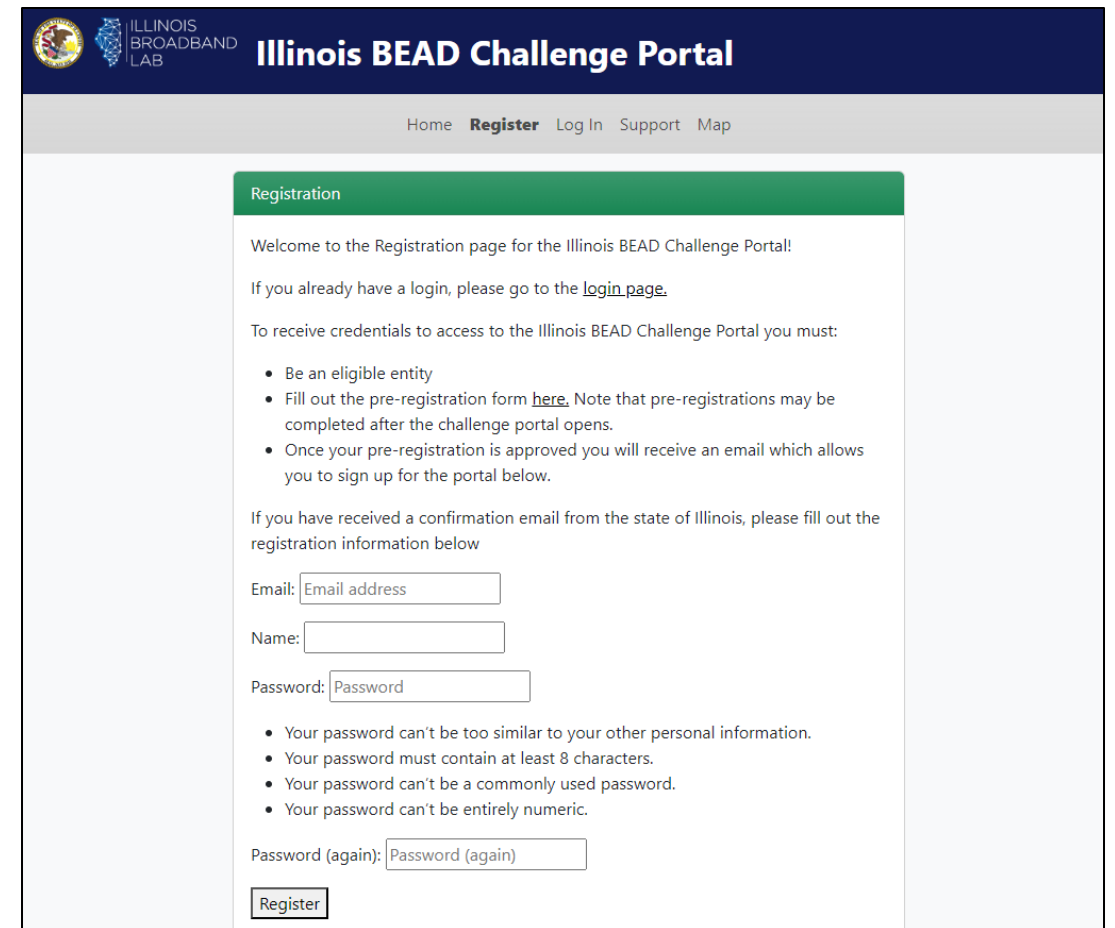
Per federal guidelines, Illinois may only accept challenges from the following eligible entities:

- Units of local and tribal government
- Non-profit organizations
- Internet service providers

Individuals can participate in the challenge process outside of this portal, in two ways:

- Option 1: By documenting the speeds subscribed to, and then visiting <https://BEADchallenge.org>, taking three speed tests over three separate days, and submitting their information.
- Option 2: By coordinating with a local non-profits or government entity registered for the Challenge Process.

A blue button labeled "Enter Portal Here" is located at the bottom of the white box.



The screenshot shows the registration page of the Illinois BEAD Challenge Portal. The header includes the Illinois Broadband Lab logo and the text "ILLINOIS BROADBAND LAB" and "Illinois BEAD Challenge Portal". The navigation menu contains "Home", "Register", "Log In", "Support", and "Map". The main content area features a green header "Registration" and a white box with the following text:

Welcome to the Registration page for the Illinois BEAD Challenge Portal!

If you already have a login, please go to the [login page](#).

To receive credentials to access to the Illinois BEAD Challenge Portal you must:

- Be an eligible entity
- Fill out the pre-registration form [here](#). Note that pre-registrations may be completed after the challenge portal opens.
- Once your pre-registration is approved you will receive an email which allows you to sign up for the portal below.

If you have received a confirmation email from the state of Illinois, please fill out the registration information below

Email:

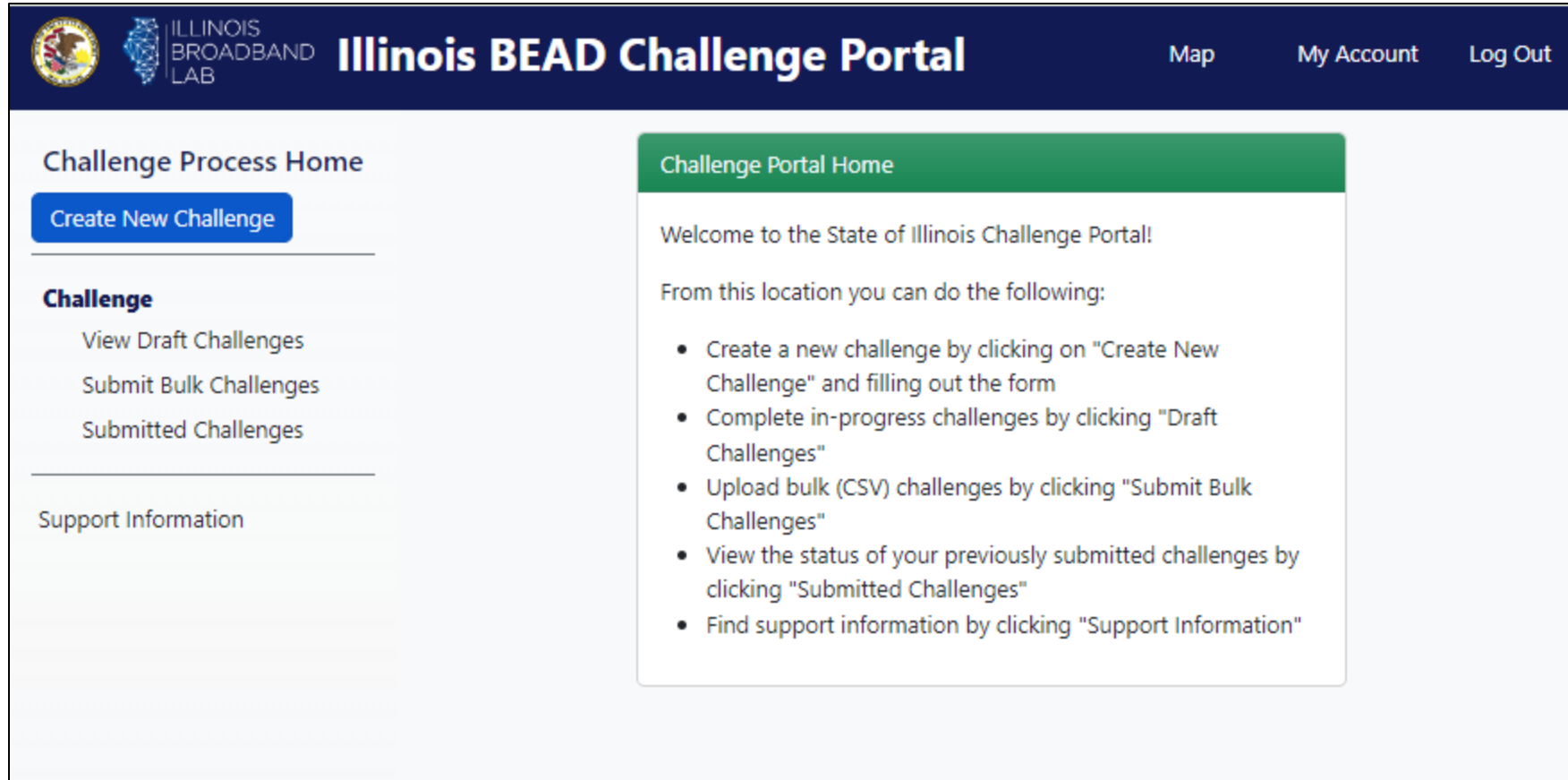
Name:

Password:

- Your password can't be too similar to your other personal information.
- Your password must contain at least 8 characters.
- Your password can't be a commonly used password.
- Your password can't be entirely numeric.

Password (again):

Challenge Portal Home



The screenshot shows the Illinois BEAD Challenge Portal home page. The header is dark blue with the Illinois state seal, the Illinois Broadband Lab logo, and the text "Illinois BEAD Challenge Portal". Navigation links for "Map", "My Account", and "Log Out" are on the right. The main content area is light gray and divided into two columns. The left column has a "Challenge Process Home" section with a blue "Create New Challenge" button, a "Challenge" section with links for "View Draft Challenges", "Submit Bulk Challenges", and "Submitted Challenges", and a "Support Information" link. The right column has a green header "Challenge Portal Home" and a white box containing a welcome message and a list of actions: "Create a new challenge by clicking on 'Create New Challenge' and filling out the form", "Complete in-progress challenges by clicking 'Draft Challenges'", "Upload bulk (CSV) challenges by clicking 'Submit Bulk Challenges'", "View the status of your previously submitted challenges by clicking 'Submitted Challenges'", and "Find support information by clicking 'Support Information'".

Illinois BEAD Challenge Portal

Map My Account Log Out

Challenge Process Home

Create New Challenge

Challenge

- View Draft Challenges
- Submit Bulk Challenges
- Submitted Challenges

Support Information

Challenge Portal Home

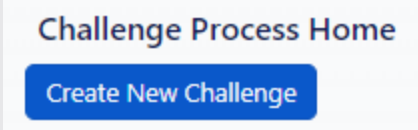
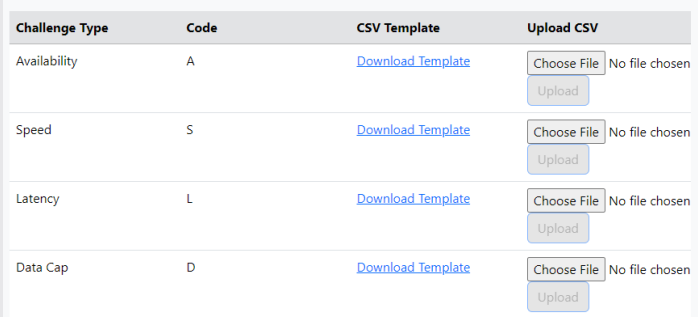

Welcome to the State of Illinois Challenge Portal!

From this location you can do the following:

- Create a new challenge by clicking on "Create New Challenge" and filling out the form
- Complete in-progress challenges by clicking "Draft Challenges"
- Upload bulk (CSV) challenges by clicking "Submit Bulk Challenges"
- View the status of your previously submitted challenges by clicking "Submitted Challenges"
- Find support information by clicking "Support Information"

Creating a New Challenge

There are 3 ways to create a challenge:

Method	Tips	Image
1) Single challenge through the portal: Create New Challenge	Best for a single challenge	
2) Bulk challenge through the portal: Upload a bulk challenge CSV	Best for a large amount of challenges (more than 50)	
3) Through the BEAD Challenge Map	Best for a single or small amount of challenges (less than 50)	

Create New Challenge

Method 1: Single challenge through the portal – “Create New Challenge”

The screenshot shows the Illinois BEAD Challenge Portal homepage. The header includes the Illinois Broadband Lab logo and the text "Illinois BEAD Challenge Portal". Navigation links for "Map", "My Account", and "Log Out" are in the top right. The main content area is divided into two columns. The left column, titled "Challenge Process Home", contains a "Create New Challenge" button (highlighted with a yellow box and a yellow arrow), a "Challenge" section with links for "View Draft Challenges", "Submit Bulk Challenges", and "Submitted Challenges", and a "Support Information" link. The right column, titled "Challenge Portal Home", contains a welcome message and a list of actions: "Create a new challenge by clicking on 'Create New Challenge' and filling out the form", "Complete in-progress challenges by clicking 'Draft Challenges'", "Upload bulk (CSV) challenges by clicking 'Submit Bulk Challenges'", "View the status of your previously submitted challenges by clicking 'Submitted Challenges'", and "Find support information by clicking 'Support Information'".

Create New Challenge using a form

The screenshot displays the Illinois BEAD Challenge Portal interface. A modal window titled "Create Challenge" is open, containing the following fields:

- Challenge Type:
- Location ID or CAI ID:
- Submission Reason Code:
- Provider:
- Technology:
- Unit:
- Residential or Business:
- Download speed:
- Upload speed:
- Planned (or existing) Service Flag:

The background page shows the "Illinois BEAD Challenge Portal" header with navigation links for "Map", "My Account", and "Log Out". A sidebar on the left includes "Challenge Process Home" with a "Create New Challenge" button, and "Challenge" options: "View Draft Challenges", "Submit Bulk Challenges", and "Submitted Challenges". Below the sidebar is "Support Information". The main content area has buttons for "Create New Challenge" and "Delete All", and an "Available Actions" section.

View Draft Challenges

Once a challenge is created, it is displayed under “View Draft Challenges”

The screenshot shows the Illinois BEAD Challenge Portal interface. On the left, a navigation menu includes 'Challenge Process Home' with a 'Create New Challenge' button, and a 'Challenge' section where 'View Draft Challenges' is highlighted with a yellow box and a yellow arrow. Below this are 'Submit Bulk Challenges' and 'Submitted Challenges'. At the bottom left is 'Support Information'. The main content area has a green header for 'Draft Challenges' and a text box explaining that this page shows challenges not yet submitted, with instructions to complete details, add evidence, or submit. Below this is a table of draft challenges with columns for ID, Status, Type, Provider, Date, Technology, and Available Actions. The table contains one row for challenge ID 10324. At the top right of the table area are 'Create New Challenge' and 'Delete All' buttons.

Challenge ID	Status	Challenge Type	Provider	Challenge Date	Technology	Available Actions
10324	DRAFT	Availability (A)	None	Feb. 20, 2024, 8:59 a.m.	Coaxial Cable (40)	Edit, Submit, Add Evidence, View More, Delete

Add Evidence

Within “View Draft Challenges”, the challenger must “Add Evidence”. Files must be .pdf, .zip, .png., .jpeg, or .gif. Multiple files may be submitted by bundling them in a ZIP file. The entire upload must be less than 1GB.

The screenshot shows the Illinois BEAD Challenge Portal interface. At the top, there is a navigation bar with the Illinois Broadband Lab logo, the portal name, and links for Map, My Account, and Log Out. On the left, there is a sidebar with 'Challenge Process Home' containing a 'Create New Challenge' button, and 'Challenge' with links for 'View Draft Challenges', 'Submit Bulk Challenges', and 'Submitted Challenges'. Below the sidebar is a 'Support Information' link. The main content area features a 'Draft Challenges' header and a text box explaining that this page displays challenges not yet submitted, with instructions to complete details, add evidence, or submit. Below this is a table of draft challenges. The table has columns for Challenge ID, Status, Challenge Type, Provider, Challenge Date, Technology, and Available Actions. A single challenge is listed with ID 10324, Status DRAFT, Challenge Type Availability (A), Provider None, Challenge Date Feb. 20, 2024, 8:59 a.m., and Technology Coaxial Cable (40). The Available Actions for this challenge are Edit, Submit, Add Evidence, View More, and Delete. The 'Add Evidence' button is highlighted with a yellow box and a yellow arrow pointing to it from the right. At the top right of the table area, there are buttons for 'Create New Challenge' and 'Delete All'. Navigation arrows are visible at the top left of the table area.

Challenge Process Home
Create New Challenge

Challenge
View Draft Challenges
Submit Bulk Challenges
Submitted Challenges

Support Information

Draft Challenges

This page displays challenges that have not yet been submitted.

To complete your submission, please complete the following for each row in the table:

- Click on "Edit" to add the required details for the challenge.
- Click on "Add Evidence" to add the evidence (information on evidence requirements can be found [here](#)).
- Click on "Submit" in order to submit your challenge.

Challenge ID	Status	Challenge Type	Provider	Challenge Date	Technology	Available Actions
10324	DRAFT	Availability (A)	None	Feb. 20, 2024, 8:59 a.m.	Coaxial Cable (40)	Edit Submit Add Evidence View More Delete

Review Evidence

Once evidence is uploaded, challengers can click “Review Evidence” to view it. It will download and open in a new window.

The screenshot shows the Illinois BEAD Challenge Portal interface. At the top, there is a navigation bar with the Illinois Broadband Lab logo, the text "Illinois BEAD Challenge Portal", and links for "Map", "My Account", and "Log Out". On the left side, there is a sidebar with "Challenge Process Home" and a "Create New Challenge" button. Below this, the "Challenge" section includes "View Draft Challenges", "Submit Bulk Challenges", and "Submitted Challenges". The main content area is titled "Draft Challenges" and contains instructions for completing submissions. Below the instructions is a table of challenges. The table has columns for Challenge ID, Status, Challenge Type, Provider, Challenge Date, Technology, and Available Actions. A single row is visible for Challenge ID 10324, which is in DRAFT status. The Available Actions for this challenge include Edit, Submit, Review Evidence (highlighted with a yellow box and arrow), View More, and Delete. At the top right of the table, there are buttons for "Create New Challenge" and "Delete All".

Challenge ID	Status	Challenge Type	Provider	Challenge Date	Technology	Available Actions
10324	DRAFT	Availability (A)	None	Feb. 20, 2024, 8:59 a.m.	Coaxial Cable (40)	Edit Submit Review Evidence View More Delete

Editing a Challenge before submission

Challengers can edit their submission at any time before submitting by clicking “Edit”

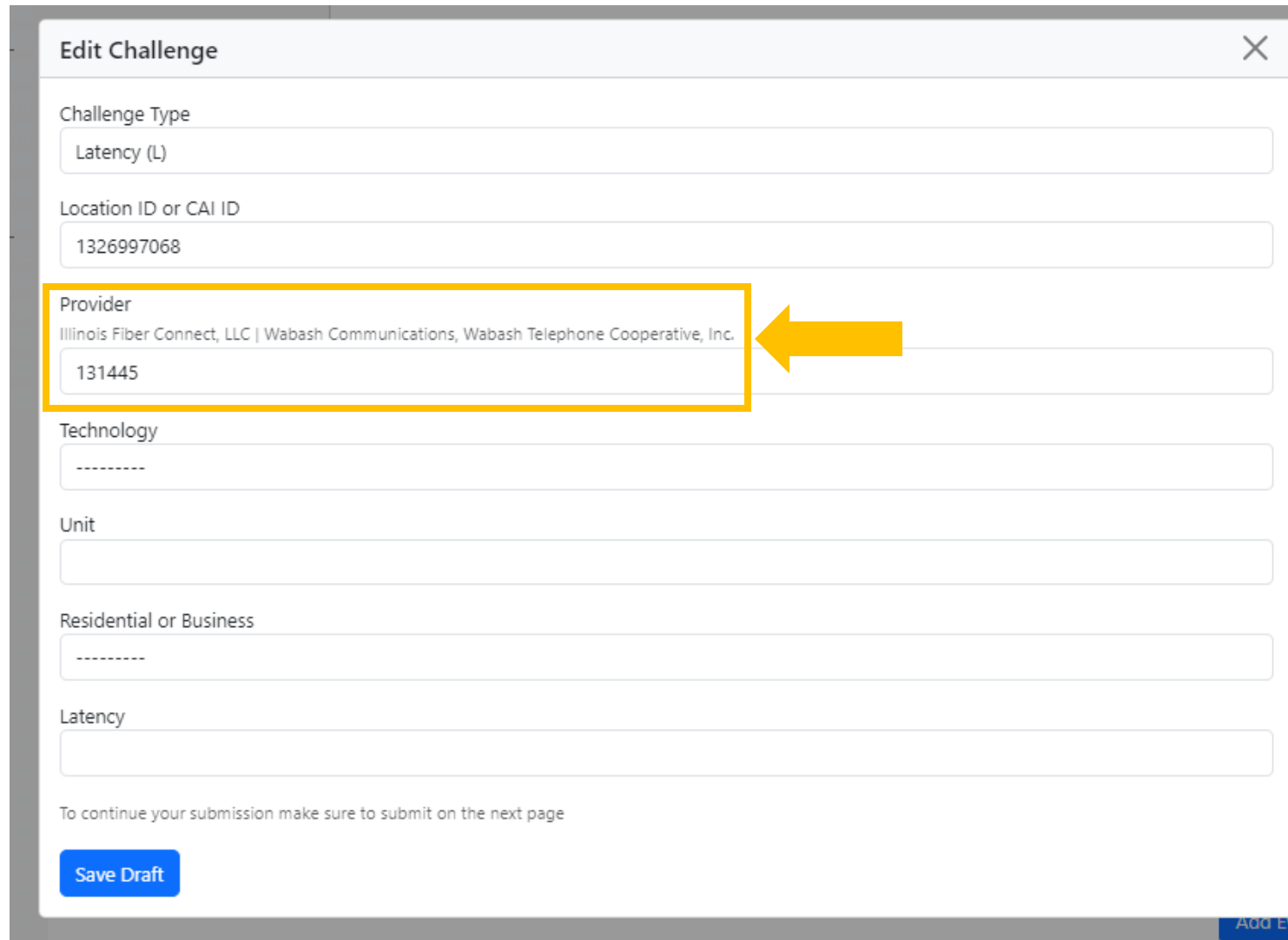
The screenshot displays the Illinois BEAD Challenge Portal interface. A modal window titled "Edit Challenge" is open, allowing users to modify their challenge details. The form includes the following fields:

- Challenge Type:** Availability (A)
- Location ID or CAI ID:** 1326686275
- Submission Reason Code:** Provider requested more than the standard installation fee to connect the location.
- Provider:** (Empty text field)
- Technology:** Coaxial Cable (40)
- Unit:** (Empty text field)
- Residential or Business:** Residential

At the bottom of the modal, there is a note: "To continue your submission make sure to submit on the next page" and a "Save Draft" button. The background shows the portal's navigation menu with options like "Challenge Process Home", "Create New Challenge", "View Draft Challenges", "Submit Bulk Challenges", "Submitted Challenges", and "Support Information".

Editing a Challenge before submission

To add a provider, start typing the provider name, click the appropriate provider, and the Provider ID will display in the field.



The screenshot shows a web form titled "Edit Challenge" with a close button (X) in the top right corner. The form contains several input fields:

- Challenge Type:** A dropdown menu with "Latency (L)" selected.
- Location ID or CAI ID:** A text input field containing "1326997068".
- Provider:** A text input field containing "Illinois Fiber Connect, LLC | Wabash Communications, Wabash Telephone Cooperative, Inc." and "131445" below it. This field is highlighted with a yellow border, and a yellow arrow points to it from the right.
- Technology:** A text input field containing "-----".
- Unit:** An empty text input field.
- Residential or Business:** A text input field containing "-----".
- Latency:** An empty text input field.

At the bottom of the form, there is a blue button labeled "Save Draft" and a note: "To continue your submission make sure to submit on the next page".

View More Details or Delete Draft Challenges

“View More” displays all details about a challenge in a pop up window. “Delete” removes a challenge. “Delete All” removes all draft challenges.

The screenshot displays the Illinois BEAD Challenge Portal interface. At the top, there is a navigation bar with the Illinois Broadband Lab logo, the title "Illinois BEAD Challenge Portal", and links for "Map", "My Account", and "Log Out".

On the left side, there is a sidebar with the following sections:

- Challenge Process Home**: Contains a "Create New Challenge" button.
- Challenge**: Contains links for "View Draft Challenges", "Submit Bulk Challenges", and "Submitted Challenges".
- Support Information**: A section for additional resources.

The main content area features a "Draft Challenges" section with a green header. Below the header, there is a text box explaining that the page displays challenges not yet submitted and provides instructions for completing a submission:

To complete your submission, please complete the following for each row in the table:

- Click on "Edit" to add the required details for the challenge.
- Click on "Add Evidence" to add the evidence (information on evidence requirements can be found [here](#)).
- Click on "Submit" in order to submit your challenge.

Below the instructions is a table of draft challenges. The table has the following columns: Challenge ID, Status, Challenge Type, Provider, Challenge Date, Technology, and Available Actions. There is one row of data for Challenge ID 10324.

Challenge ID	Status	Challenge Type	Provider	Challenge Date	Technology	Available Actions
10324	DRAFT	Availability (A)	None	Feb. 20, 2024, 8:59 a.m.	Coaxial Cable (40)	Edit, Submit, Review Evidence, View More, Delete

At the top right of the table, there are two buttons: "Create New Challenge" and "Delete All". The "Delete All" button is highlighted with a yellow box. In the "Available Actions" column for the first row, the "View More" and "Delete" buttons are also highlighted with a yellow box, and a yellow arrow points to the "View More" button.

View More Details of a Draft Challenge

“View More” displayed a pop up window with draft challenge details.

The screenshot displays the Illinois BEAD Challenge Portal interface. A pop-up window titled "Draft Challenge Details" is open, showing the following information:

Challenge ID	10324
Status	DRAFT
Challenge Type	Availability (A)
Location ID or CAI ID	1326686275
Submission Reason Code	Provider requested more than the standard installation fee to connect the location.
Provider	None
Provider	None
Challenge Date	Feb. 20, 2024, 8:59 a.m.
Rebuttal Date	None
Resolution Date	None
Address	1834 CEDAR CT
Technology	Coaxial Cable (40)
Unit	None
Residential or Business	Residential
Disposition of challenge	None
Challenge resolution	None
Reason code	None

The background interface includes a navigation menu with "Challenge Process Home", "Create New Challenge", "View Draft Challenges", "Submit Bulk Challenges", and "Submitted Challenges". It also features "Support Information", "Map", "My Account", and "Log Out" links. A "Draft Challenges" tab is active, and a "View More" button is visible in the "Available Actions" section.

Submitting a Challenge

Once evidence is uploaded, click Review Evidence to see what you uploaded. This opens in a new window.

The screenshot shows the Illinois BEAD Challenge Portal interface. At the top, there is a navigation bar with the Illinois Broadband Lab logo, the title "Illinois BEAD Challenge Portal", and links for "Map", "My Account", and "Log Out".

On the left side, there is a sidebar with the following sections:

- Challenge Process Home**: Contains a blue button labeled "Create New Challenge".
- Challenge**: Contains links for "View Draft Challenges", "Submit Bulk Challenges", and "Submitted Challenges".
- Support Information**: A section for additional resources.

The main content area features a green header for "Draft Challenges" with the following text:

This page displays challenges that have not yet been submitted.

To complete your submission, please complete the following for each row in the table:

- Click on "Edit" to add the required details for the challenge.
- Click on "Add Evidence" to add the evidence (information on evidence requirements can be found [here](#)).
- Click on "Submit" in order to submit your challenge.

Below this text is a table of draft challenges. The table has the following columns: Challenge ID, Status, Challenge Type, Provider, Challenge Date, Technology, and Available Actions. The first row shows a challenge with ID 10324, Status DRAFT, Challenge Type Availability (A), Provider None, Challenge Date Feb. 20, 2024, 8:59 a.m., and Technology Coaxial Cable (40). The Available Actions for this challenge are Edit, Submit, Review Evidence, View More, and Delete. The Review Evidence button is highlighted with a yellow box and a yellow arrow pointing to it.

Challenge ID	Status	Challenge Type	Provider	Challenge Date	Technology	Available Actions
10324	DRAFT	Availability (A)	None	Feb. 20, 2024, 8:59 a.m.	Coaxial Cable (40)	Edit, Submit, Review Evidence, View More, Delete

Submitting a Challenge

When evidence is uploaded and all fields are completed, click “Submit” to submit the challenge, which will then move to the “Submitted Challenges” page.

The screenshot shows the Illinois BEAD Challenge Portal interface. At the top, there is a navigation bar with the Illinois Broadband Lab logo, the text "Illinois BEAD Challenge Portal", and links for "Map", "My Account", and "Log Out".

On the left side, there is a sidebar with the following options:

- Challenge Process Home
- Create New Challenge (button)
- Challenge
- View Draft Challenges
- Submit Bulk Challenges
- Submitted Challenges (highlighted with a yellow box and a yellow arrow pointing to it)

The main content area is titled "Draft Challenges" and contains the following text:

This page displays challenges that have not yet been submitted.

To complete your submission, please complete the following for each row in the table:

- Click on "Edit" to add the required details for the challenge.
- Click on "Add Evidence" to add the evidence (information on evidence requirements can be found [here](#)).
- Click on "Submit" in order to submit your challenge.

Below this text is a table of challenges. The table has the following columns: Challenge ID, Status, Challenge Type, Provider, Challenge Date, Technology, and Available Actions. The first row of data is:

Challenge ID	Status	Challenge Type	Provider	Challenge Date	Technology	Available Actions
10324	DRAFT	Availability (A)	None	Feb. 20, 2024, 8:59 a.m.	Coaxial Cable (40)	Edit, View More, Submit (highlighted with a yellow box and a yellow arrow), Review Evidence, Delete

At the top right of the table, there are two buttons: "Create New Challenge" (blue) and "Delete All" (red). At the bottom right of the table, there are three buttons: "Edit" (blue), "Submit" (blue, highlighted with a yellow box and a yellow arrow), and "Review Evidence" (blue).

Submitted Challenges

Submitted challenges appear in the Submitted Challenges tab. You can view details, evidence submitted, and export data as a CSV. Challenges submitted through the form or map will each appear as a separate row, and bulk CSVs will appear all in one row aggregated by provider.

The screenshot shows the Illinois BEAD Challenge Portal interface. At the top, there is a navigation bar with the Illinois Broadband Lab logo, the title "Illinois BEAD Challenge Portal", and links for "Map", "My Account", and "Log Out". On the left side, there is a sidebar with "Challenge Process Home" and a "Create New Challenge" button. Below this, the "Challenge" section includes links for "View Draft Challenges", "Submit Bulk Challenges", and "Submitted Challenges" (which is highlighted). At the bottom of the sidebar is "Support Information". The main content area has a green header for "Submitted Challenges". Below this header is a text block explaining that submitted challenges are listed below and are no longer editable. It also includes a note about the "Number of Locations/CAIs in Challenge" column, with two bullet points: one for challenges created through the form or map (1 location) and one for bulk challenge CSV uploads (more than one location). Below the text is a table with one row of challenge data. The table has columns for Challenge ID, Status, Number of Locations/CAIs in Challenge, Provider, Created At, and Available Actions. The row shows Challenge ID 1500, Status SUBMITTED, 1 location, Provider Illinois Fiber Connect, LLC | Wabash Communications, and Created At Feb. 21, 2024, 8:36 a.m. The Available Actions column contains three buttons: "View More", "Download Evidence", and "Export Data as CSV".

Submitted Challenges

Challenges that you have submitted are listed below. Once a challenge has been submitted it is no longer editable, though you can view it by clicking the view button below. After you submit a challenge, it will be reviewed and verified by the Office of Broadband, and then posted publicly during the Rebuttal Phase.

Note on the "Number of Locations/CAIs in Challenge" column:

- Challenges created through the Create New Challenge form or by selecting locations on the BEAD Challenge Map will have one location per challenge (i.e. "Number of Locations/CAIs in Challenge" will be 1)
- Challenges created by uploading a bulk challenge CSV may have more than one location per challenge

Challenge ID	Status	Number of Locations/CAIs in Challenge	Provider	Created At	Available Actions
1500	SUBMITTED	1	Illinois Fiber Connect, LLC Wabash Communications	Feb. 21, 2024, 8:36 a.m.	View More Download Evidence Export Data as CSV

Submitting Bulk Challenges

Method 2: Bulk challenge through the portal - Upload a bulk challenge CSV

Click on “Submit Bulk Challenges.”

The screenshot shows the Illinois BEAD Challenge Portal interface. At the top, there is a navigation bar with the Illinois Broadband Lab logo, the title 'Illinois BEAD Challenge Portal', and links for 'Map', 'My Account', and 'Log Out'. Below the navigation bar, the main content area is divided into sections. On the left, there is a sidebar with 'Challenge Process Home' containing a 'Create New Challenge' button, and a 'Challenge' section with links for 'View Draft Challenges', 'Submit Bulk Challenges' (highlighted with a yellow box and arrow), and 'Submitted Challenges'. A green callout box titled 'Submit Bulk Challenges' provides instructions: 'To submit a bulk challenge, please download the assigned CSV template in the "CSV" template column below. Please refer to [this reference document](#) to understand what information belongs in each columns. Important Reminder: All challenges within one bulk challenge CSV must all be the **same challenge type**.' The main content area features a table with columns for 'Challenge Type', 'Code', 'CSV Template', and 'Upload CSV'. The table lists various challenge types with their corresponding codes, download links for CSV templates, and file upload controls.

Challenge Type	Code	CSV Template	Upload CSV
Availability	A	Download Template	Choose File No file chosen Upload
Speed	S	Download Template	Choose File No file chosen Upload
Latency	L	Download Template	Choose File No file chosen Upload
Data Cap	D	Download Template	Choose File No file chosen Upload
Technology	T	Download Template	Choose File No file chosen Upload
Business Service Only	B	Download Template	Choose File No file chosen Upload
Enforceable Commitment	E	Download Template	Choose File No file chosen Upload
Planned (or existing) service	P	Download Template	Choose File No file chosen Upload
Not part of an enforceable commitment	N	Download Template	Choose File No file chosen Upload
Location is a CAI	C	Download Template	Choose File No file chosen Upload
Location is not a CAI	R	Download Template	Choose File No file chosen Upload

Downloading a CSV Template for Bulk Challenges

Navigate to the challenge type of interest, then download CSV template. (Or, locate your completed CSV template if you downloaded from the website and complete it previously.)

The screenshot shows the Illinois BEAD Challenge Portal interface. At the top, there is a navigation bar with the Illinois Broadband Lab logo, the text 'Illinois BEAD Challenge Portal', and links for 'Map', 'My Account', and 'Log Out'. Below the navigation bar, there is a 'Challenge Process Home' section with a 'Create New Challenge' button. A 'Challenge' section contains links for 'View Draft Challenges', 'Submit Bulk Challenges', and 'Submitted Challenges'. A 'Support Information' section is also visible. A green box titled 'Submit Bulk Challenges' contains instructions: 'To submit a bulk challenge, please download the assigned CSV template in the "CSV" template column below. Please refer to [this reference document](#) to understand what information belongs in each columns. Important Reminder: All challenges within one bulk challenge CSV must all be the **same challenge type**.' Below this is a table with columns: 'Challenge Type', 'Code', 'CSV Template', and 'Upload CSV'. The 'CSV Template' column contains blue links labeled 'Download Template' for each challenge type. A yellow box highlights the 'Download Template' link for the 'Availability' challenge type, with a yellow arrow pointing to it from the right. The 'Upload CSV' column contains 'Choose File' buttons and 'No file chosen' text, followed by 'Upload' buttons.

Challenge Type	Code	CSV Template	Upload CSV
Availability	A	Download Template	Choose File No file chosen Upload
Speed	S	Download Template	Choose File No file chosen Upload
Latency	L	Download Template	Choose File No file chosen Upload
Data Cap	D	Download Template	Choose File No file chosen Upload
Technology	T	Download Template	Choose File No file chosen Upload
Business Service Only	B	Download Template	Choose File No file chosen Upload
Enforceable Commitment	E	Download Template	Choose File No file chosen Upload
Planned (or existing) service	P	Download Template	Choose File No file chosen Upload
Not part of an enforceable commitment	N	Download Template	Choose File No file chosen Upload
Location is a CAI	C	Download Template	Choose File No file chosen Upload
Location is not a CAI	R	Download Template	Choose File No file chosen Upload

Choose and Upload Challenge CSV file

Once you have filled out the challenge information in the CSV template for your challenge type, select "Choose File" followed by "Upload."

Submit Bulk Challenges

To submit a bulk challenge, please download the assigned CSV template in the "CSV" template column below. Please refer to [this reference document](#) to understand what information belongs in each column.

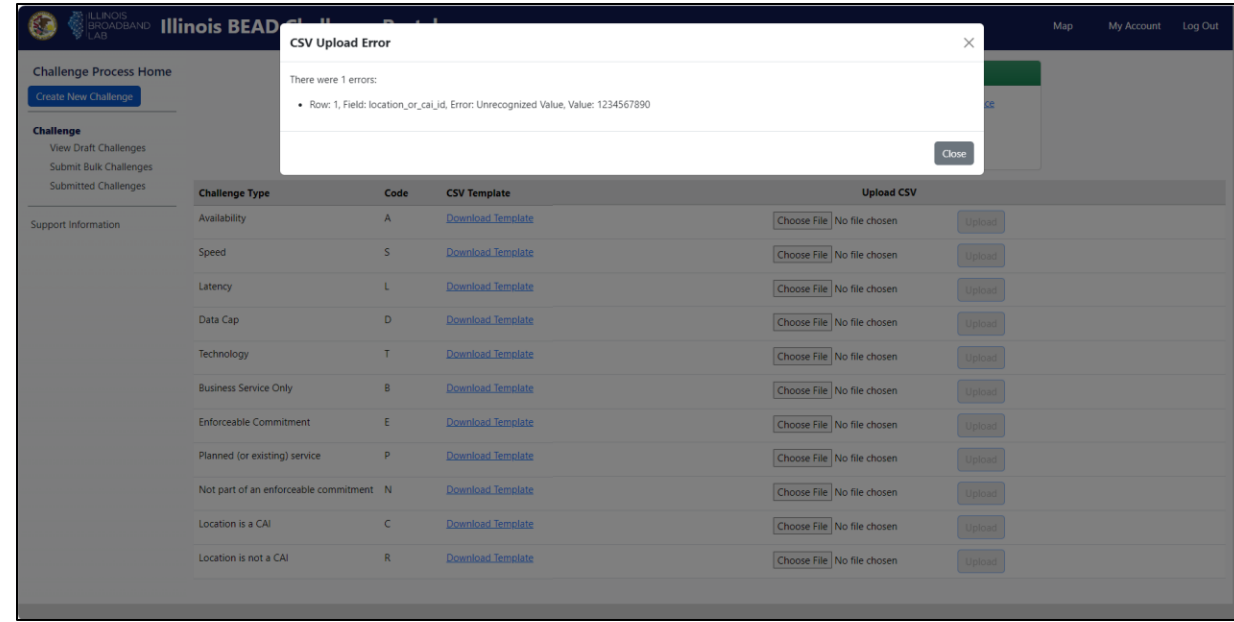
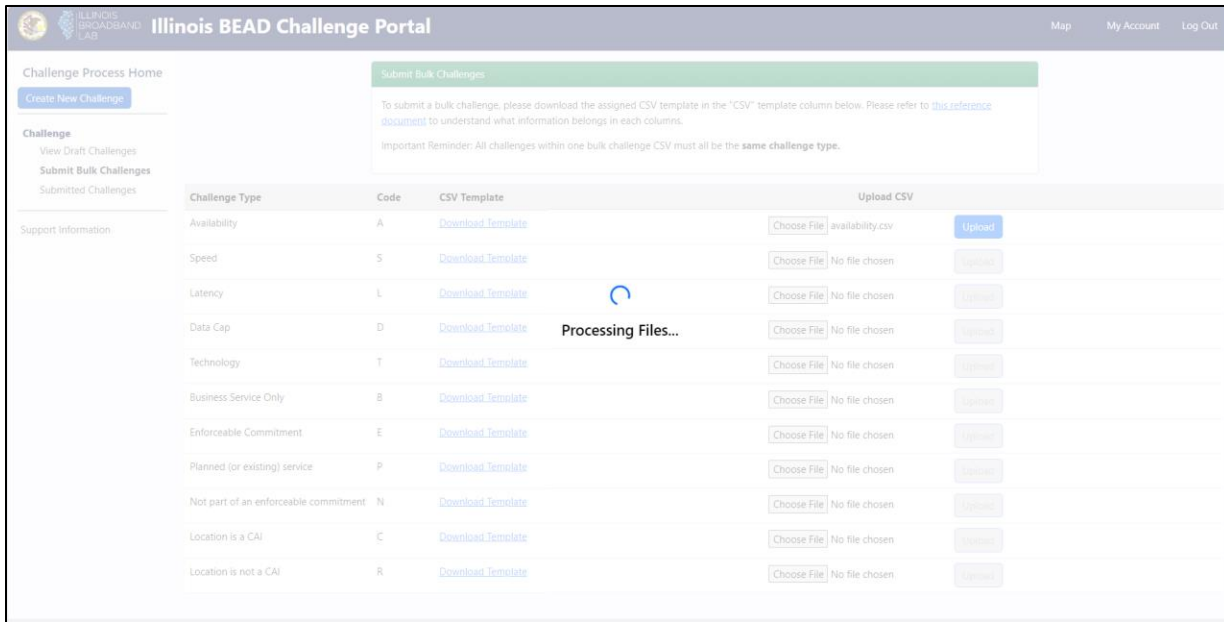
Important Reminder: All challenges within one bulk challenge CSV must all be the **same challenge type**.

Challenge Type	Code	CSV Template	Upload CSV
Availability	A	Download Template	Choose File availability.csv Upload
Speed	S	Download Template	Choose File No file chosen Upload
Latency	L	Download Template	Choose File No file chosen Upload
Data Cap	D	Download Template	Choose File No file chosen Upload
Technology	T	Download Template	Choose File No file chosen Upload
Business Service Only	B	Download Template	Choose File No file chosen Upload
Enforceable Commitment	E	Download Template	Choose File No file chosen Upload
Planned (or existing) service	P	Download Template	Choose File No file chosen Upload
Not part of an enforceable commitment	N	Download Template	Choose File No file chosen Upload
Location is a CAI	C	Download Template	Choose File No file chosen Upload
Location is not a CAI	R	Download Template	Choose File No file chosen Upload

Challenge CSV File Processing & Error Prompt

In this step, the system processes the file, and if there are any errors with the submission, a prompt will show up listing all the that need to be fixed and the file will have to be reuploaded before you can proceed to the next step.

In the example below, the prompt indicated an invalid location ID error:



Bulk Challenge Evidence Upload & Submission

The next step is adding appropriate evidence. The submission will be broken down by providers included in the challenge CSV. In the following example, the submission has one Availability challenge for two different providers.

Follow evidence requirements and upload the appropriate evidence file. To complete a submission, click "Upload Evidence and Complete Submission." The submission will then move to the "Submitted Challenges" page.

The screenshot displays the Illinois BEAD Challenge Portal interface. The top navigation bar includes the Illinois state seal, the Illinois Broadband Lab logo, the portal title "Illinois BEAD Challenge Portal", and links for "Map", "My Account", and "Log Out".

On the left sidebar, there are three main sections: "Challenge Process Home" with a "Create New Challenge" button; "Challenge" with links for "View Draft Challenges", "Submit Bulk Challenges", and "Submitted Challenges" (the latter is highlighted with a yellow box); and "Support Information".

The main content area features a green header "Add Evidence to Complete the Submission". Below it, a message states: "Your submission is not complete, you must upload evidence to submit the challenges." This is followed by the text: "Your draft bulk challenge currently contains the following challenges:"

Provider Name	Number of Challenges
130036	1
190501	1

Below the table, instructions state: "To complete your submission you must upload an evidence file that fulfills the following requirements:"

- Individual files must be either an image (PNG/JPG/GIF format) or PDF format.
- Multiple files may be submitted by bundling them in a ZIP file.
- The entire upload must be less than 1GB.

At the bottom of the main content area, a blue button labeled "Upload Evidence and Complete Submission" is highlighted with a yellow box, and a yellow arrow points to it from the right.

Create New Challenge Using the Map

Method 3: Through the BEAD Challenge Map

Tips on when to use the map:

- 1) When you have a small number of locations to challenge (<50)
- 2) To find information like Location ID, provider, technologies, etc.

Important notes:

- You cannot carry more than 10,000 challenges from the map to the portal
- We recommend using the bulk csv templates for more than 50 challenges. Otherwise, challenger will need to fill in challenge details for each row

When and how will the BEAD Challenge Map be useful?

The top screenshot shows the Illinois BEAD Challenge Map interface. It includes a search bar, a map of Illinois, and a filter panel on the left. The filter panel has sections for 'Community Anchor Institution' (Eligible/Not Eligible), 'Broadband Service Location' (Serviceability: Served/Underserved/Unserviced), 'Enforceable Commitment', 'Multiple Dwelling Units', and 'Census Block Group'.

The bottom screenshot shows a zoomed-in view of a location. A popup window displays the following information:

- Broadband Service Location**
- 600 W LOGAN ST
HARRISBURG, IL 62946
- Location ID:** 1054916015
- Enforceable Commitment:** No
- Serviceability:** Served
- Providers** +
- Add to Challenge** +

Background

- To submit a challenge, a user **must** have a Broadband Serviceable Location's Location ID
- Some eligible entities may have access to the FCC Fabric Data, which include this information
- However, **many challengers will not have Fabric Data access, or may want to submit one single challenge**

This is where the map comes into play –

- A challenger can use the map to:
 - Search for a location (zip code, address, etc.)
 - View a location's eligibility status and available broadband
 - Select a location(s) and submit a challenge originating from the map
 - This way, the user does not need to search for the Location ID; it automatically is pulled from the map into the challenge portal

Please note: The map is in beta version and being tested. Data is subject to change prior to publication.



Filters

Broadband Sites

Challenges

Click "Translate" to select Spanish

1048 Atkinson Rd, Harmon, IL, 61042, USA

Community Anchor Institution

- Eligible
- Not Eligible

Broadband Service Location

Serviceability

- Served (Not eligible)
- Underserved (Eligible)
- Unserved (Eligible)

- Enforce
- Multi

Census Block

Census Bl

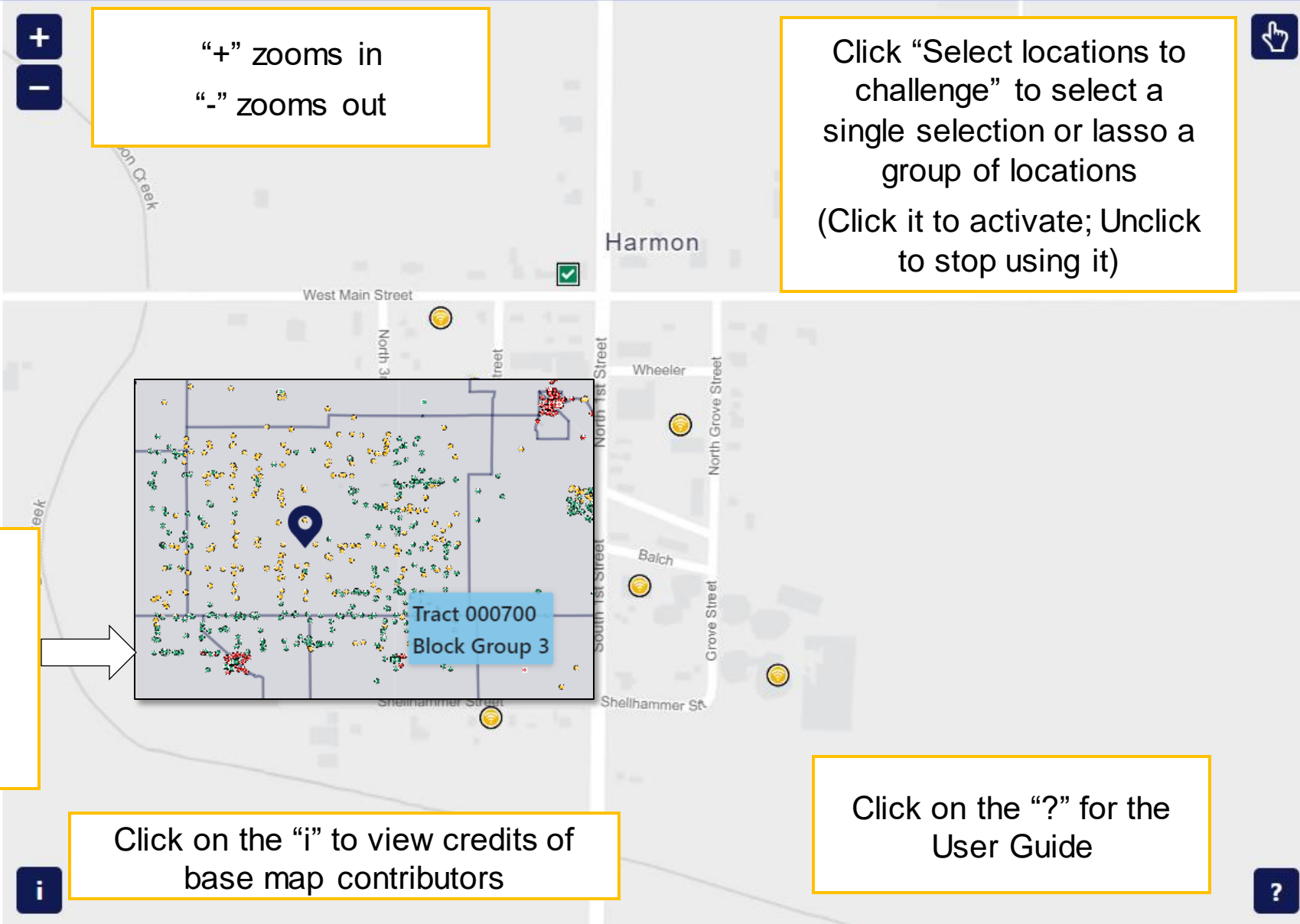
Select Census Block Group to view grouping of Census Blocks

Reminder: 6 challenges in a census block triggers an Area Challenge



"+" zooms in
"-" zooms out

Click "Select locations to challenge" to select a single selection or lasso a group of locations (Click it to activate; Unclick to stop using it)



Click on the "i" to view credits of base map contributors

Click on the "?" for the User Guide



Selecting Locations & Adding to Challenge



Illinois BEAD Challenge Map

Translate ▾

Filters Broadband Sites Challenges

15387 Anderland

- Community A
 - Eligible
 - Not Eligible

- Broadband Se
 - Serviceability
 - Served (No)
 - Underserv
 - Unserved

- Enforc
- Multi

- Census Block Group
 - Census Block Group

Selecting a Location(s) to Challenge

There are 3 ways to select a location(s) to challenge:

- Option 1: Searching for a location, clicking on it, click Add to Challenge
- Option 2: Clicking on Add Challenge from Broadband Sites tab
- Option 3: Using the “select” tool to:
 - **A)** Select multiple individual locations at once
 - **B)** Using it as a lasso tool to lasso a series of locations in an area (you can remove locations from this selection by clicking on them)

Broadband Service Location ✕

15387 ANDERLAND RD
MALTA, IL 60150

Location ID: 1117641321

Enforceable Commitment: No

Serviceability: Unserved

Providers +
Add to Challenge +



The screenshot shows the top navigation bar with the Illinois Broadband Lab logo and the text "Illinois BEAD Challenges". Below the navigation bar are three tabs: "Filters", "Broadband Sites", and "Challenges", with "Challenges" highlighted in a yellow box. A search bar contains the address "15387 Anderland Rd, Malta, IL, 60150, USA". Under the "Filters" section, there are several filter categories:

- Community Anchor Institution
 - Eligible
 - Not Eligible
- Broadband Service Location
 - Serviceability
 - Served (Not eligible)
 - Underserved (Eligible)
 - Unserved (Eligible)
 - Enforceable Commitment
 - Multiple Dwelling Units
- Census Block Group
 - Census Block Group

Click on a BSL to view information including:

- Location ID
- Whether it is part of an Enforceable Commitment
- Status of served, unserved, or underserved

Click **Providers +** to view providers serving the location with highest available speed per each technology.

Click **Add to Challenge +** to add it to a challenge. It will then appear on the Challenges tab, along with any other challenges a user has added.

The screenshot shows a popup window titled "Broadband Service Location" with a close button (X) in the top right corner. The popup contains the following information:

- 15387 ANDERLAND RD
- MALTA, IL 60150
- Location ID: 1117641321
- Enforceable Commitment: No
- Serviceability: Unserved

At the bottom of the popup are two buttons: "Providers +" and "Add to Challenge +". The "Add to Challenge +" button is highlighted with a yellow box. An arrow points from the text in the central box to this button. In the background, a map shows several green Wi-Fi icons representing broadband service locations.



Filters

Broadband Sites

Challenges

60607, Chicago, IL, USA



Broadband Service Location 0.02 mi
 1260 W WASHINGTON BLVD
 CHICAGO, IL 60607

Location ID: 1326247680
Enforceable Commitment: No
Serviceability: Served

Providers + Add to Challenge +

Broadband Service Location 0.03 mi
 1242 W WASHINGTON BLVD BLDG 2
 CHICAGO, IL 60607

Location ID: 1326903071
Enforceable Commitment: No
Serviceability: Served

Providers + Add to Challenge +

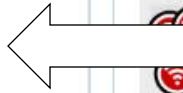
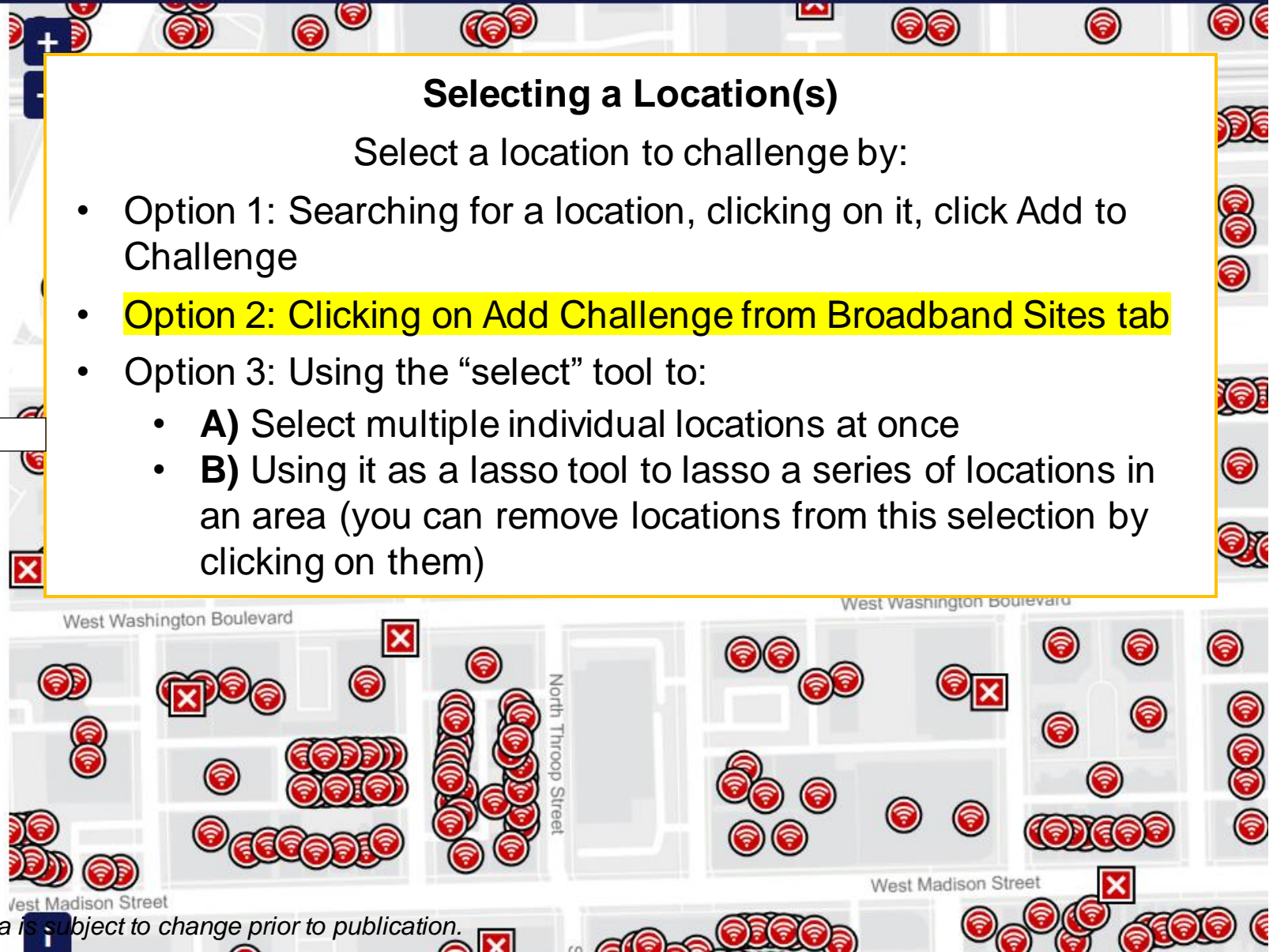
Broadband Service Location 0.04 mi

116 N ELIZABETH ST

Selecting a Location(s)

Select a location to challenge by:

- Option 1: Searching for a location, clicking on it, click Add to Challenge
- **Option 2: Clicking on Add Challenge from Broadband Sites tab**
- Option 3: Using the “select” tool to:
 - **A)** Select multiple individual locations at once
 - **B)** Using it as a lasso tool to lasso a series of locations in an area (you can remove locations from this selection by clicking on them)



Selecting a Location(s)

Select a location to challenge by:

- Option 1: Searching for a location and clicking on it
- Option 2: Clicking on Add Challenge from Broadband Sites tab
- **Option 3: Using the “select” tool to:**
 - **A)** Select multiple individual locations at once
 - **B)** Using it as a lasso tool to lasso a series of locations in an area (you can remove locations from this selection by clicking on them)

ILLINOIS BROADBAND LAB Illinois BEAD

Filters Broadband Sites Challenges

15387 Anderland Rd, Malta, IL, 60150, USA

Community Anchor Institution

- Eligible
- Not Eligible

Broadband Service Location

Serviceability

- Served (Not eligible)
- Underserved (Eligible)
- Unserved (Eligible)

Enforceable Commitment

Multiple Dwelling Units

Census Block Group

- Census Block Group

Providers + Add to Challenge +

Lassoed locations

The map shows a street named 'Anderland' with several green Wi-Fi icons representing service locations. A white lasso tool is drawn around a cluster of these icons, which are highlighted in yellow. A blue location pin is also visible on the map. The interface includes buttons for 'Providers +', 'Add to Challenge +', and a 'Translate' button in the top right corner.



Filters

Broadband Sites

Challenges

15387 Anderland Rd, Malta, IL, 60150, USA



Submit Challenges



Broadband Service Location

0.03 mi

15387 ANDERLAND RD
MALTA, IL 60150

Location ID: 1117641321

Enforceable Commitment: No

Serviceability: Unserved

Providers +

Remove from Challenge +

Once a Location is Added to Challenge
Here's what a user will see in the
Challenges tab



15387 ANDERLAND RD
MALTA, IL 60150

Location ID: 1117641321

Enforceable Commitment: No

Serviceability: Unserved

Providers +

Remove from Challenge -





15387 Anderland Rd, Malta, Illinois, 60150

A **B** **C** **D** **E**

Submit Challenges

☰ 🗃️ 📄 📁

Broadband Service Location 0.03 mi

15387 ANDERLAND RD
MALTA, IL 60150

Location ID: 1117641321
Enforceable Commitment: No
Serviceability: Unserved

Providers + Remove from Challenge +

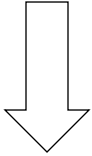
Once a Challenge is Added

There are a few features:

- A. Submit Challenges – This will carry your challenge and required information over to the challenge portal
- B. Delete all challenges
- C. View challenges in a table
- D. Save as a csv (this may be useful for bulk challenges or analysis)
- E. Upload a csv of previously saved locations



C View challenges in a table



	Name	Address	City	State	ZIP Code	Location ID	Type	Eligibility	Muti Dwelling Units	Servicibility	Enforceable Commitment	Federa Fundin
		116 N ELIZABETH ST	CHICAGO	IL	60607	1326247679				Served	No	
		1260 W WASHINGTON BLVD	CHICAGO	IL	60607	1326247680				Served	No	

Submitting Challenges from the Map

Click New Challenge to view locations added to challenge. Add or remove from the list accordingly. Then, click Submit Challenges, which will take you to the Challenge Portal.

Filters Broadband Sites **New Challenge**

60607

Submit Challenges

- Broadband Serviceable Location** 18.59 mi
 306 MADISON
 DOWELL, IL 62927
Location ID: 1292476131 **Enforceable Commitment:** Yes
Funding: State **Enforceable Commitment** **Serviceability:** Served
 Providers + Remove Challenge +
- Broadband Serviceable Location** 0.07 mi
 1313 W RANDOLPH ST
 CHICAGO, IL 60607
Location ID: 1327108068 **Enforceable Commitment:** No
Serviceability: Served
 Providers + Remove Challenge +
- Broadband Serviceable Location** 0.04 mi
 1276 W WASHINGTON BLVD
 CHICAGO, IL 60607
Location ID: 1326247672 **Enforceable Commitment:** No
Serviceability: Served
 Providers + Remove Challenge +
- Broadband Serviceable Location** 0.04 mi
 116 N ELIZABETH ST

Assigning Challenge Type to locations imported from the BEAD Challenge Map to the BEAD Challenge Portal

When you're brought to the Challenge Portal, you'll be prompted to log in. Then, you'll see this page. There will be an option to assign a challenge type to all selections, or assign a challenge type per selection on the next page. If you selected both Broadband Serviceable Locations (BSLs) and CAIs, you'll see two panels, to assign challenge types to BSLs, and then CAIs.

The screenshot shows the Illinois BEAD Challenge Portal interface. The main content area is titled "Map Entrance Page" and contains the following elements:

- Header:** Illinois Broadband Lab logo, "Illinois BEAD Challenge Portal", and navigation links for "Map", "My Account", and "Log Out".
- Left Sidebar:**
 - Buttons: "Challenge Process Home" and "Create New Challenge".
 - Challenge** section: "View Draft Challenges", "Submit Bulk Challenges", "Submitted Challenges".
 - Support Information** section.
- Main Content:**
 - Text: "You have selected the following locations and Community Anchor Institutions to create challenges for. The next step to enter the portal is to select the challenge type associated with each set of locations." (highlighted in green)
 - Assign challenge type for locations:**
 - Radio buttons: "For all locations: Select below", "Individually: Set on next page".
 - Text: "Please select a challenge type here for the locations:"
 - Dropdown menu: "Please Select" (highlighted in yellow).
 - Text: "Locations selected:"
 - List of location IDs: 1326611440, 1326730536, 1326611441, 1326611442, 1326174748, 1326285194.
 - Assign challenge type for CAIs:**
 - Radio buttons: "For all CAIs: Select below", "Individually: Set on next page".
 - Text: "Please select a challenge type here for the CAIs:"
 - Dropdown menu: "Please Select" (highlighted in yellow).
 - Text: "CAIs selected:"
 - List of CAI ID: 19750.
 - Button: "Please Make Your Selections" (highlighted in grey).

Two callout boxes provide instructions:

- Left Callout:** "Assign all BSLs one challenge type, or opt to assign them one by one" (highlighted in blue).
- Right Callout:** "Assign all CAIs one challenge type, or opt to assign them one by one" (highlighted in blue).

Create New Challenge

After saving your selection, you'll be brought to the View Draft Challenges page, where you can add Edit each submission to add a challenge type, technology, provider, and evidence.

The screenshot shows the Illinois BEAD Challenge Portal interface. The main content area is titled "Draft Challenges" and contains a table of draft challenges. The table has the following columns: Challenge ID, Status, Challenge Type, Provider, Challenge Date, Technology, and Available Actions. The "Available Actions" column contains buttons for "Edit", "Submit", "Add Evidence", "View More", and "Delete".

Annotations in the image include:

- A yellow box around the "Challenge ID" column header and a yellow arrow pointing to the value "1488" in the first row.
- A yellow box around the "Available Actions" column header and a yellow arrow pointing to the "Edit", "Submit", and "Add Evidence" buttons in the first row.

Each challenge is assigned its own unique Challenge ID, which both the challenger and the IOB can use to keep track of its status.

Challenge ID	Status	Challenge Type	Provider	Challenge Date	Technology	Available Actions
1488	DRAFT	Availability (A)	None	Feb. 20, 2024, 5:46 p.m.	None	Edit, Submit, Add Evidence, View More, Delete
1487	DRAFT	Availability (A)	None	Feb. 20, 2024, 5:46 p.m.	None	Edit, Submit, Add Evidence, View More, Delete
	DRAFT	None	None	Feb. 20, 2024, 5:46 p.m.	None	Edit, Submit, Add Evidence, View More, Delete
	DRAFT	None	None	Feb. 20, 2024, 5:46 p.m.	None	Edit, Submit, Add Evidence, View More, Delete
	DRAFT	None	None	Feb. 20, 2024, 5:46 p.m.	None	Edit, Submit, Add Evidence, View More, Delete
1483	DRAFT	None	None	Feb. 20, 2024, 5:46 p.m.	None	Edit, Submit, Add Evidence, View More, Delete

Create New Challenge

Don't forget – evidence is REQUIRED for all challenges. You'll receive an error message like this if you don't attach evidence.

me

Draft Challenges

Create New Challenge

No evidence has been attached to this challenge. To proceed, attach evidence from the View Draft Challenges page.

Challenge Type

Availability (A)

Location ID or CAI ID

8085

Create New

Support

Click on “Support” for FAQs, office hours, and contact information

The screenshot shows the top navigation bar of the Illinois BEAD Challenge Portal. The navigation menu includes links for Home, Register, Log In, Support (highlighted with a yellow box), and Map. Below the navigation bar, a green header reads "Support". The main content area contains two paragraphs: "The Illinois Office of Broadband will be hosting office hours twice per week during the challenge phase plus weekly webinars and support via email." and "For up-to-date support details, including FAQs, contact information, and office hour details, please visit [this document](#)."

This screenshot shows the main content area of the portal. It features a "Challenge Process Home" section with a "Create New Challenge" button. Below this is a "Challenge" section with links for "View Draft Challenges", "Submit Bulk Challenges", and "Submitted Challenges". A "Support Information" link is highlighted with a yellow box. At the bottom, a table displays a "Challenge ID" of 1488.



The screenshot shows the "Illinois BEAD Challenge Portal Help and Frequently Asked Questions" page. It includes a "Resources:" section with a bulleted list of links: "Challenge Process website: DCEO.illinois.gov/BEADchallenge" (including broadband availability classifications, templates, evidence guide, outreach materials, and more), "BEAD Challenge Map: bead.connectednation.org/illinois", "Pre-Registration Link (Link closes March 13 at 5 pm CT)", "How to complete bulk CSV templates", and "FCC Provider IDs". Below this is a paragraph: "Please refer to the FAQs below for answers to common questions." and another paragraph: "If you still have a question:". This is followed by a bulleted list: "Attend a Challenge Process Office Hours:" (with sub-points for Tuesdays and Thursdays, 1-2 pm and 3-4 pm, each with a zoom link), "Attend the weekly webinar series" (with sub-points for Wednesdays, 12-1 pm and a register link), and "Email broadband@illinois.gov with 'Challenge Process' in the subject line". The page ends with an "FAQs:" section.



3

Next Steps, Q&A





Support and Technical Assistance

- Zoom Office Hours:
 - Tuesdays 1-2 and 3-4 pm
 - Thursdays 1-2 and 3-4 pm
- Weekly Webinars:
 - Wednesday, 12-1 pm | [Registration](#)
- FAQ and Help Guide
 - Will be regularly updated with common questions and answers*
- [Challenge Process User Guide](#)
- YouTube demo & training on Challenge Portal – coming soon
- Visit DCEO.Illinois.gov/BEADchallenge for all resources



Next steps

1 Pre-register for the Challenge Process

at: https://uchicago.co1.qualtrics.com/jfe/form/SV_dai1rp1AsMsXqBg

- **ISPs, local governments, non-profits:** Registration before Jan. 29 is strongly encouraged, but credentials can also be created during the challenge window
- **Residents:** Conduct and submit speed tests on three separate days using beadchallenge.org

2 Upcoming webinars:

- Portal demo and end-to-end challenge process training

3 Challenge Portal opens on February 27, 2024

3 Regularly check for updates in Illinois Broadband Connections newsletter and at the new landing page, DCEO.Illinois.gov/BEADchallenge



What questions do you have?

Let's discuss in the remaining time

For more information, please email us at:
broadband@illinois.gov

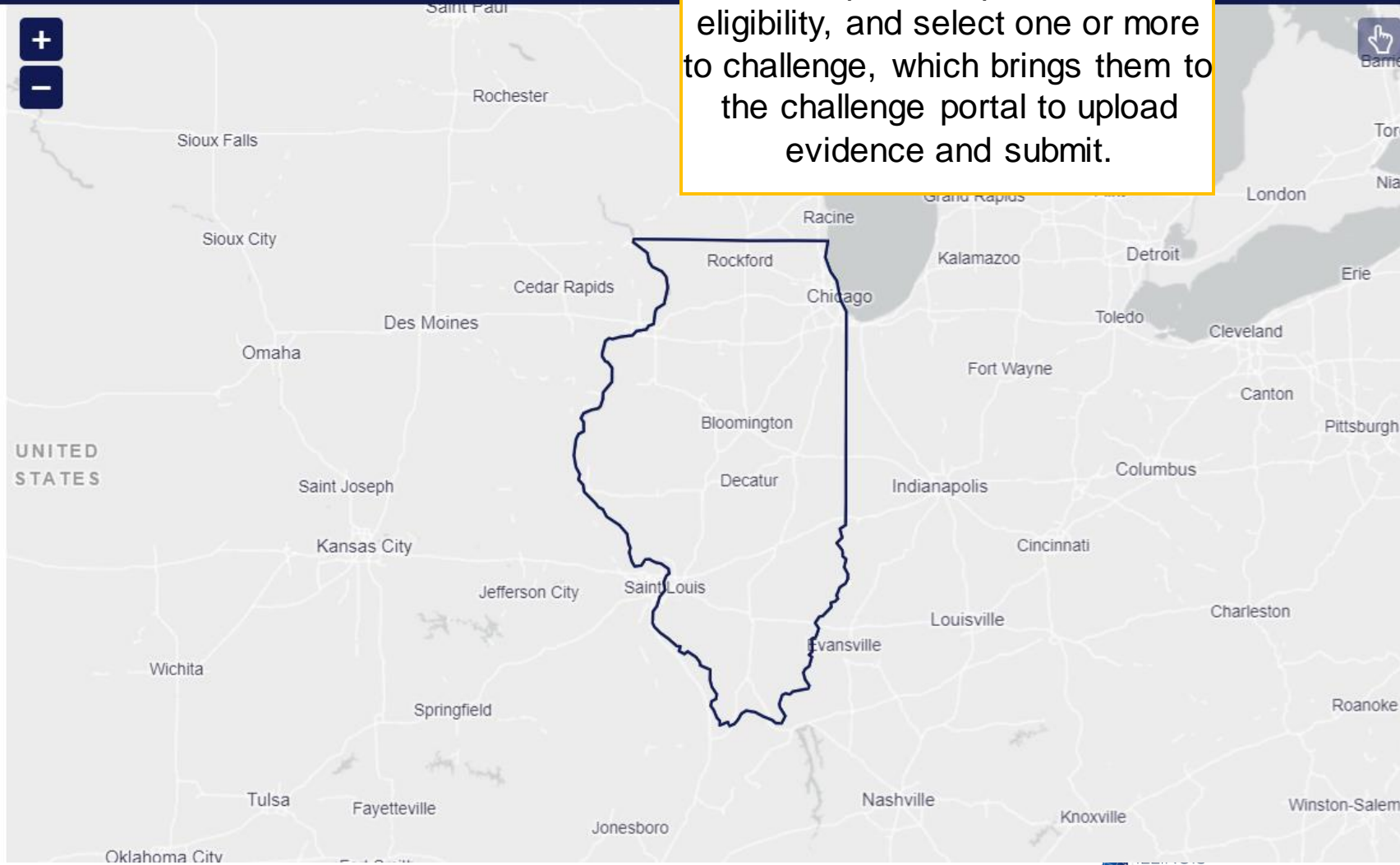
Appendix

Navigating the Home Page

Filters Broadband Sites Challenges

Search for a location or zoom in on the map to enable layers and filters.

- Community Anchor Institution
 - Eligible
 - Not Eligible
- Broadband Service Location
 - Serviceability
 - Served (Not eligible)
 - Underserved (Eligible)
 - Unserved (Eligible)
 - Enforceable Commitment
 - Multiple Dwelling Units
- Census Block Group
 - Census Block Group



Home Page
Use this map to search for locations, know the broadband service options reported, check eligibility, and select one or more to challenge, which brings them to the challenge portal to upload evidence and submit.

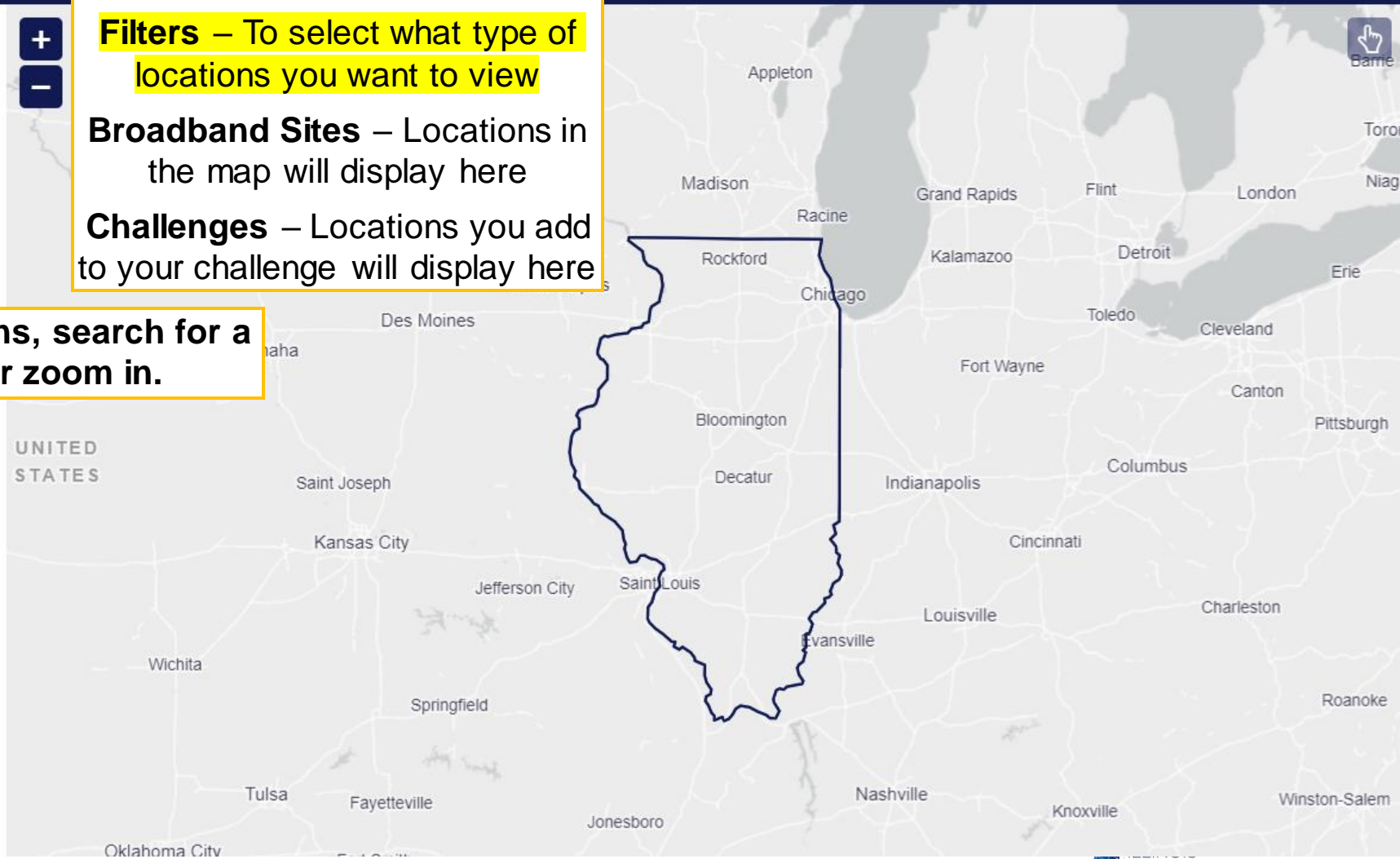
Filters Broadband Sites Challenges

Search for a location or zoom in on the map to enable layers and filters.

- Community Anchor Institution
 - Eligible
 - Not Eligible
- Broadband Service Location
 - Serviceability
 - Served (Not eligible)
 - Underserved (Eligible)
 - Unserved (Eligible)
 - Enforceable Commitment
 - Multiple Dwelling Units
- Census Block Group
 - Census Block Group

To view locations, search for a location or zoom in.

Three tabs:
Filters – To select what type of locations you want to view
Broadband Sites – Locations in the map will display here
Challenges – Locations you add to your challenge will display here

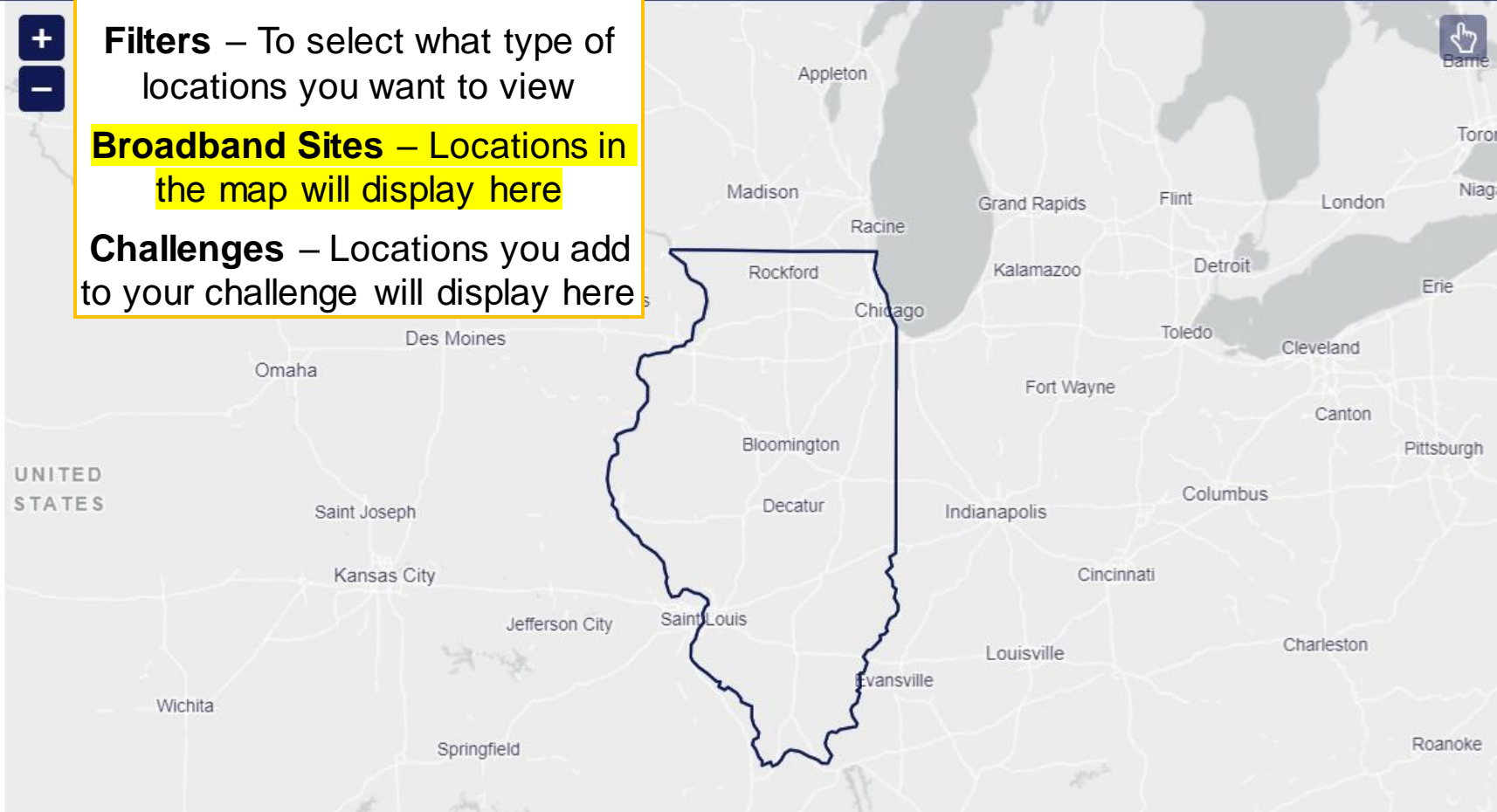




Three tabs:
Filters – To select what type of locations you want to view
Broadband Sites – Locations in the map will display here
Challenges – Locations you add to your challenge will display here

Search for an address or ZIP Code...

Search for a location to display a list of Community Anchor Institutions and Broadband Service Locations.



Please note: The map is in beta version and being tested. Data is subject to change prior to publication.



Illinois BEAD Challenge Map

Filters Broadband Sites **Challenges**



Search for an address or ZIP Code...

Submit Challenges

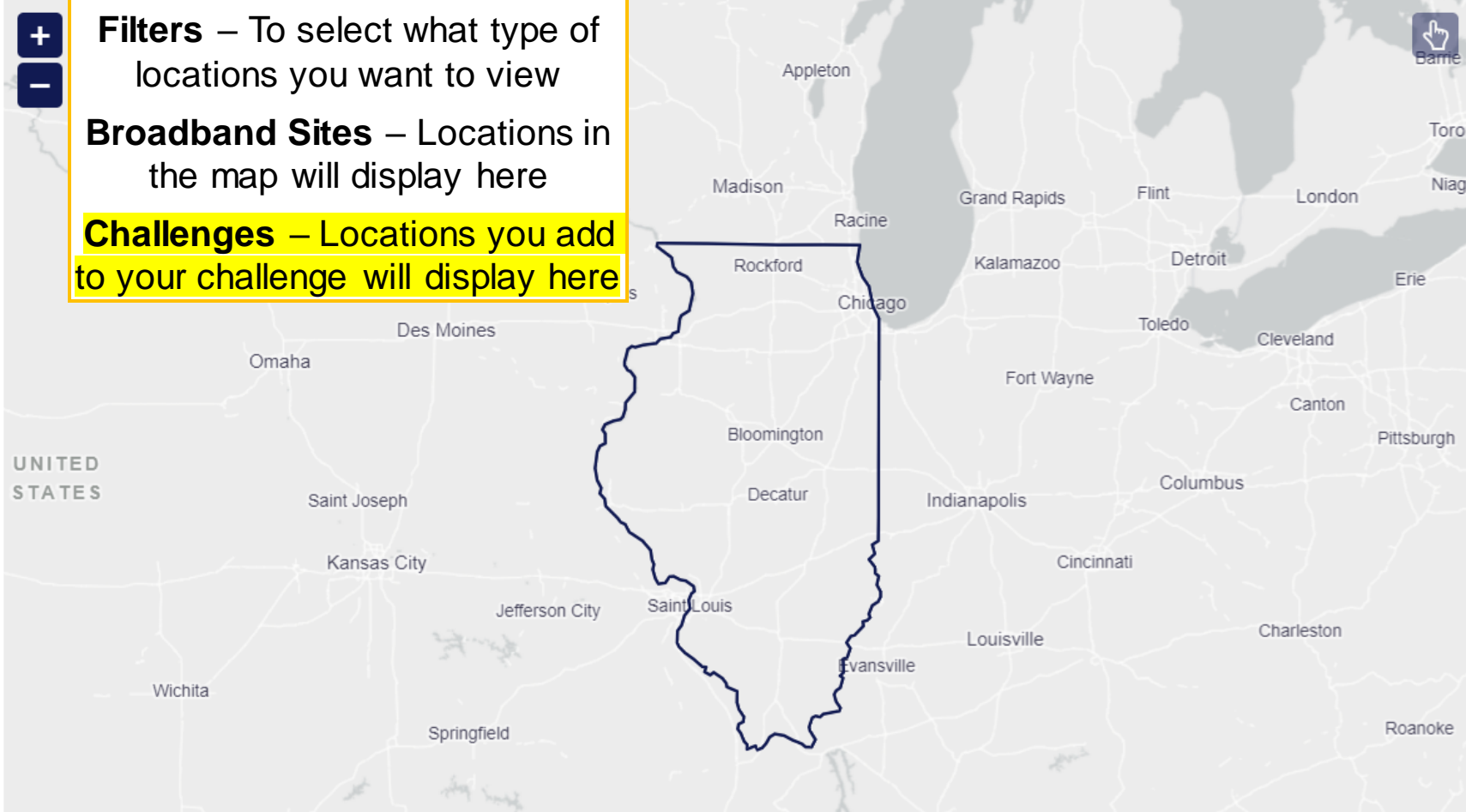


Three tabs:

Filters – To select what type of locations you want to view

Broadband Sites – Locations in the map will display here

Challenges – Locations you add to your challenge will display here



Add a Challenge by clicking the challenge button on a Community Anchor Institution or Broadband Service Location in the Broadband Sites list, or by selecting locations on the map.

Filters

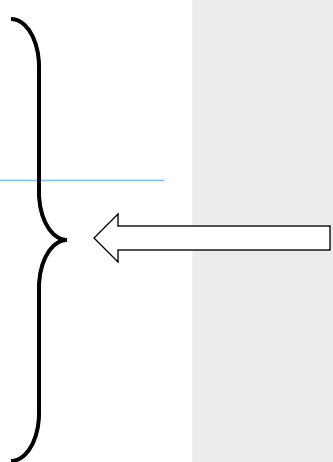
15387 Anderland Rd, Malta, IL, 60150, USA

- Community Anchor Institution
 - Eligible
 - Not Eligible

- Broadband Service Location
 - Serviceability
 - Served (Not eligible)
 - Underserved (Eligible)
 - Unserved (Eligible)

- Enforceable Commitment
- Multiple Dwelling Units

- Census Block Group
 - Census Block Group



Filters

Under the Filters tab, users can select the types of locations they want to see.

If a **Community Anchor Institution (CAI)** is...

- **Green:** This means it is eligible for funding due to its status of being unserved (no access to 1 gig symmetrical).
- **Red:** This means it is not eligible for funding due to its status of being served (access to 1 gig symmetrical).

If a **Broadband Serviceable Location (BSL)** is...

- **Green** or **Yellow:** This means it is eligible for funding due to its status of being unserved or underserved.
- **Red:** This means it is not eligible for funding due to its status of being served.

15387 Anderland Rd, Malta, IL, 60150, USA

Community Anchor Institution

- Eligible
- Not Eligible

Broadband Service Location

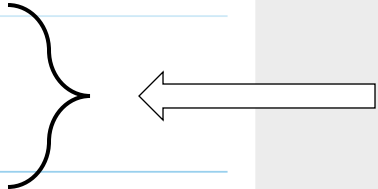
Serviceability

- Served (Not eligible)
- Underserved (Eligible)
- Unserved (Eligible)

- Enforceable Commitment
- Multiple Dwelling Units

Census Block Group

- Census Block Group



Filters

Under the Filters tab, users can select the types of locations they want to see.

By selecting the **Enforceable Commitment** filter, users will see locations that are confirmed to be served by:

- Federal funding sources
- State funding sources

The Enforceable Commitment status overrides a location's current availability status.

For example, if a location is currently **underserved**, but following the implementation of a grant program, it will be served by >100/20 Mbps wireline or Licensed Fixed Wireless, then it will appear as **red** (not eligible for funding).

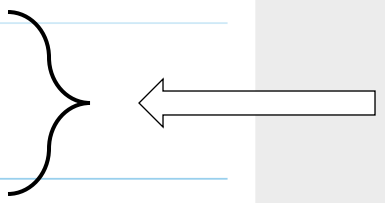
15387 Anderland Rd, Malta, IL, 60150, USA

- Community Anchor Institution
 - Eligible
 - Not Eligible

- Broadband Service Location
 - Serviceability
 - Served (Not eligible)
 - Underserved (Eligible)
 - Unserved (Eligible)

- Enforceable Commitment
- Multiple Dwelling Units

- Census Block Group
 - Census Block Group



Filters

Under the Filters tab, users can select the types of locations they want to see.

By selecting the **Multi-Dwelling Units** filter, users will see MDUs (residential buildings with 2 or more units).

The color scheme follows the pattern of other BSLs:

- **Green** or **Yellow**: This means it is eligible for funding due to its status of being unserved or underserved.
- **Red**: This means it is not eligible for funding due to its status of being served.

60623, Chicago, IL, USA

Community Anchor Institution

- Eligible
- Not Eligible

Broadband Service Location

- Serviceability
- Served (Not eligible)
 - Underserved (Eligible)
 - Unserved (Eligible)

- Enforceable Commitment
- Multiple Dwelling Units

Census Block Group

- Census Block Group

Example CAI filter activated:
 By **selecting** CAI and **de-selecting** the Broadband Service Location filter, a user will only see Community Anchor Institutions

Community Anchor Institution

LAWNDALE COMM. DAY CARE
1800 S LAWNDALE AVE
CHICAGO, IL 60623

Location ID: 4177 Eligibility: No
Type: Community Support Organization

Add to Challenge +



60623, Chicago, IL, USA

- Community Anchor Institution
 - Eligible
 - Not Eligible

- Broadband Service Location
 - Serviceability
 - Served (Not eligible)
 - Underserved (Eligible)
 - Unserved (Eligible)

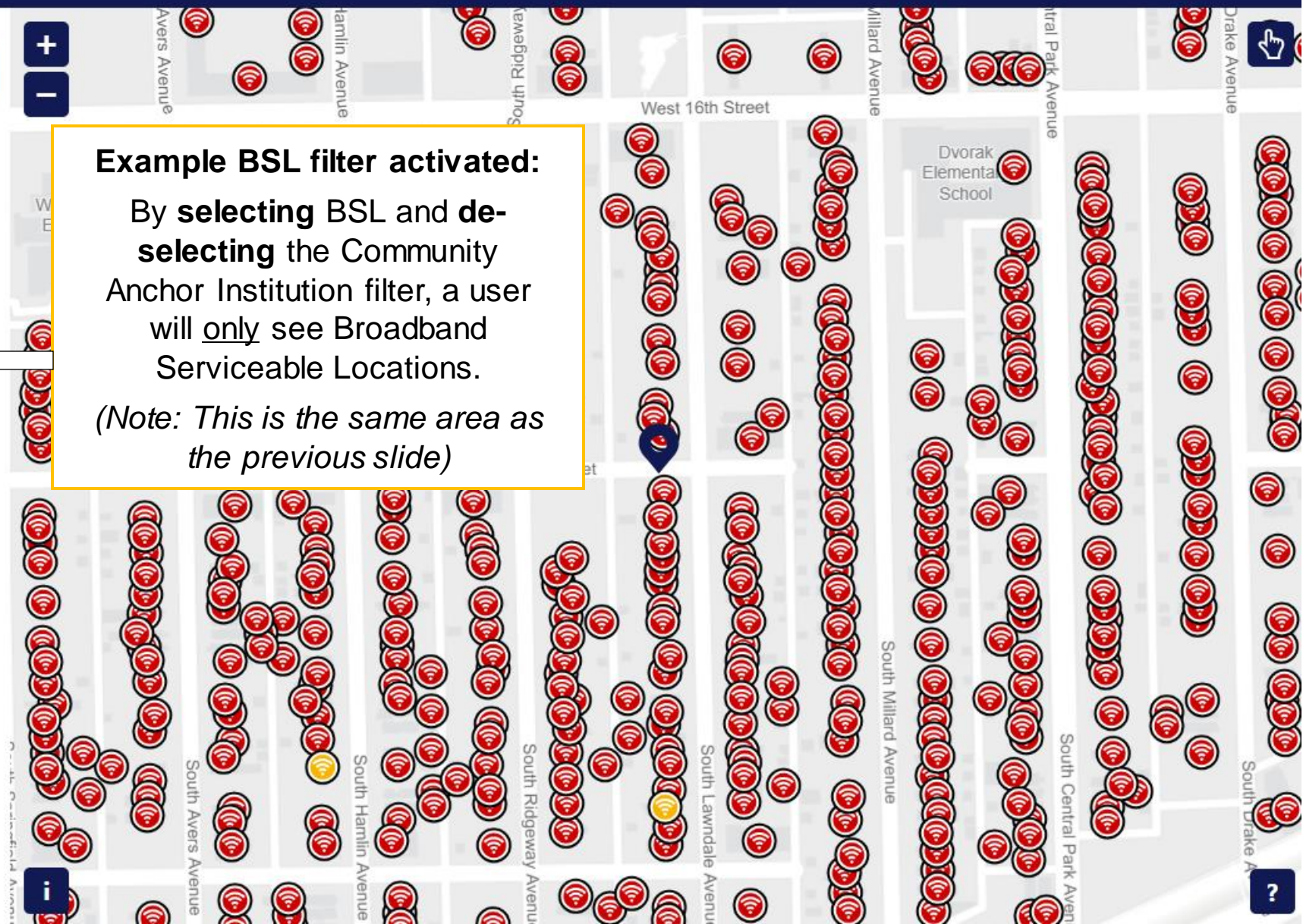
- Enforceable Commitment
- Multiple Dwelling Units

- Census Block Group
 - Census Block Group

Example BSL filter activated:

By **selecting** BSL and **de-selecting** the Community Anchor Institution filter, a user will only see Broadband Serviceable Locations.

(Note: This is the same area as the previous slide)



Please note: The map is in beta version and being tested. Data is subject to change prior to publication.



60623, Chicago, IL, USA

Community Anchor Institution

- Eligible
- Not Eligible

Broadband Service Location

- Serviceability
- Served (Not eligible)
 - Underserved (Eligible)
 - Unserved (Eligible)

- Enforceable Commitment
- Multiple Dwelling Units

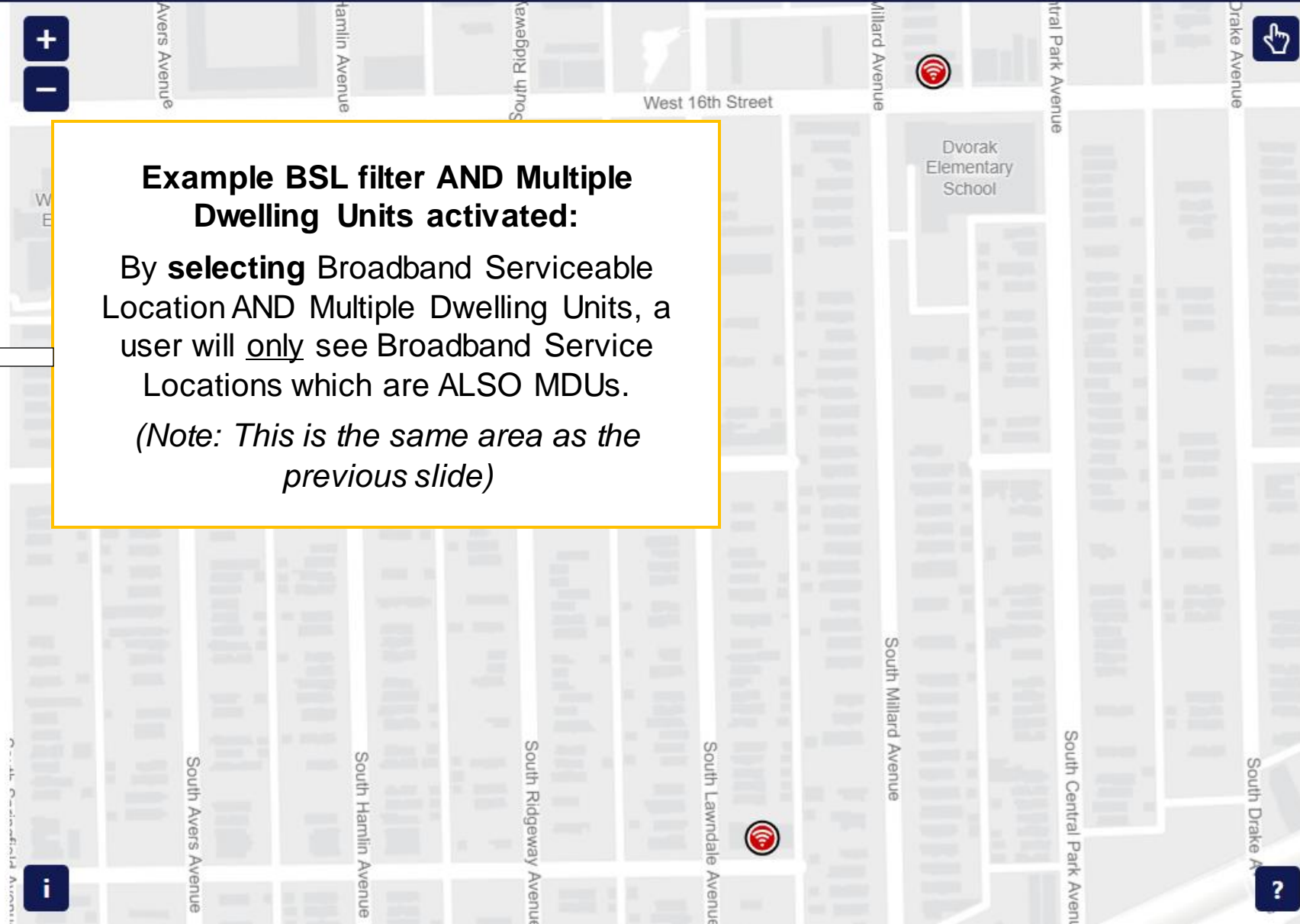
Census Block Group

- Census Block Group

Example BSL filter AND Multiple Dwelling Units activated:

By **selecting** Broadband Serviceable Location AND Multiple Dwelling Units, a user will only see Broadband Service Locations which are ALSO MDUs.

(Note: This is the same area as the previous slide)



Please note: The map is in beta version and being tested. Data is subject to change prior to publication.



Illinois BEAD Challenge Map

Filters **Broadband Sites** Challenges

75 Robinson Rd, Herod IL 62947

- Community Anchor Institution**
 - Eligible
 - Not Eligible

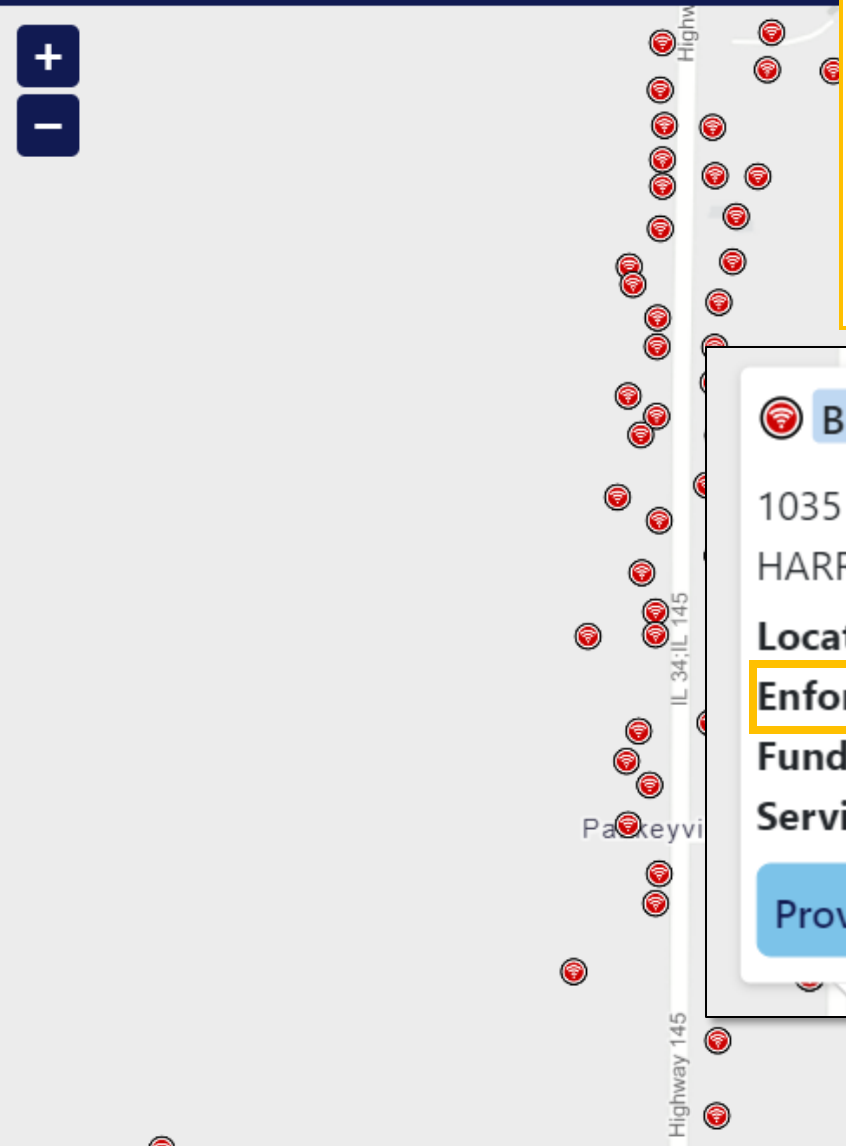
- Broadband Service Location**

Serviceability

 - Served (Not eligible)
 - Underserved (Eligible)
 - Unserved (Eligible)

- Enforceable Commitment**
- Multiple Dwelling Units

- Census Block Group**
 - Census Block Group



Enforceable Commitment

When this is selected, user will only see Enforceable Commitments. These are considered ineligible for funding, thus will be **red**.

Broadband Service Location

1035 HIGHWAY 145 S
HARRISBURG, IL 62946

Location ID: 1054916631

Enforceable Commitment: Yes

Funding: Rural Econnectivity Program

Serviceability: Served

Providers **Add to Challenge**

Please note: The map is in beta version and being tested. Data is subject to change prior to publication.

15387 Anderland Rd, Malta, IL, 60150, USA 🔍

Community Anchor Institution

- Eligible
- Not Eligible

Broadband Service Location

Serviceability

- Served (Not eligible)
- Underserved (Eligible)
- Unserved (Eligible)

- Enforceable Commitment
- Multiple Dwelling Units

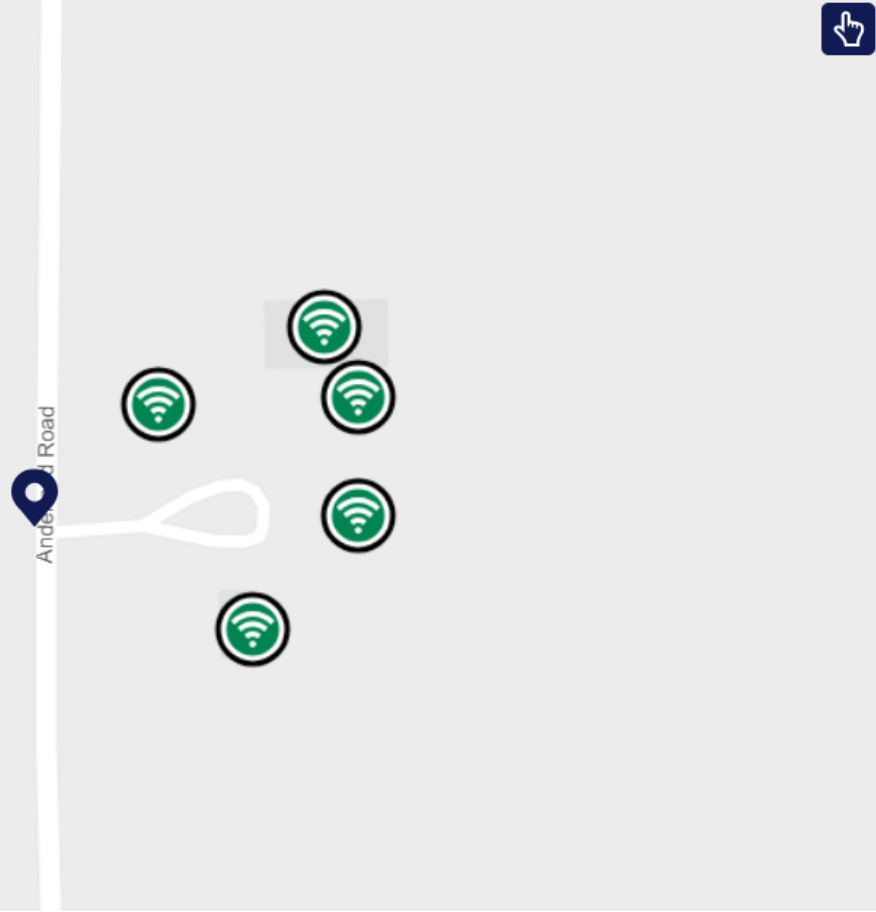
Census Block Group

- Census Block Group

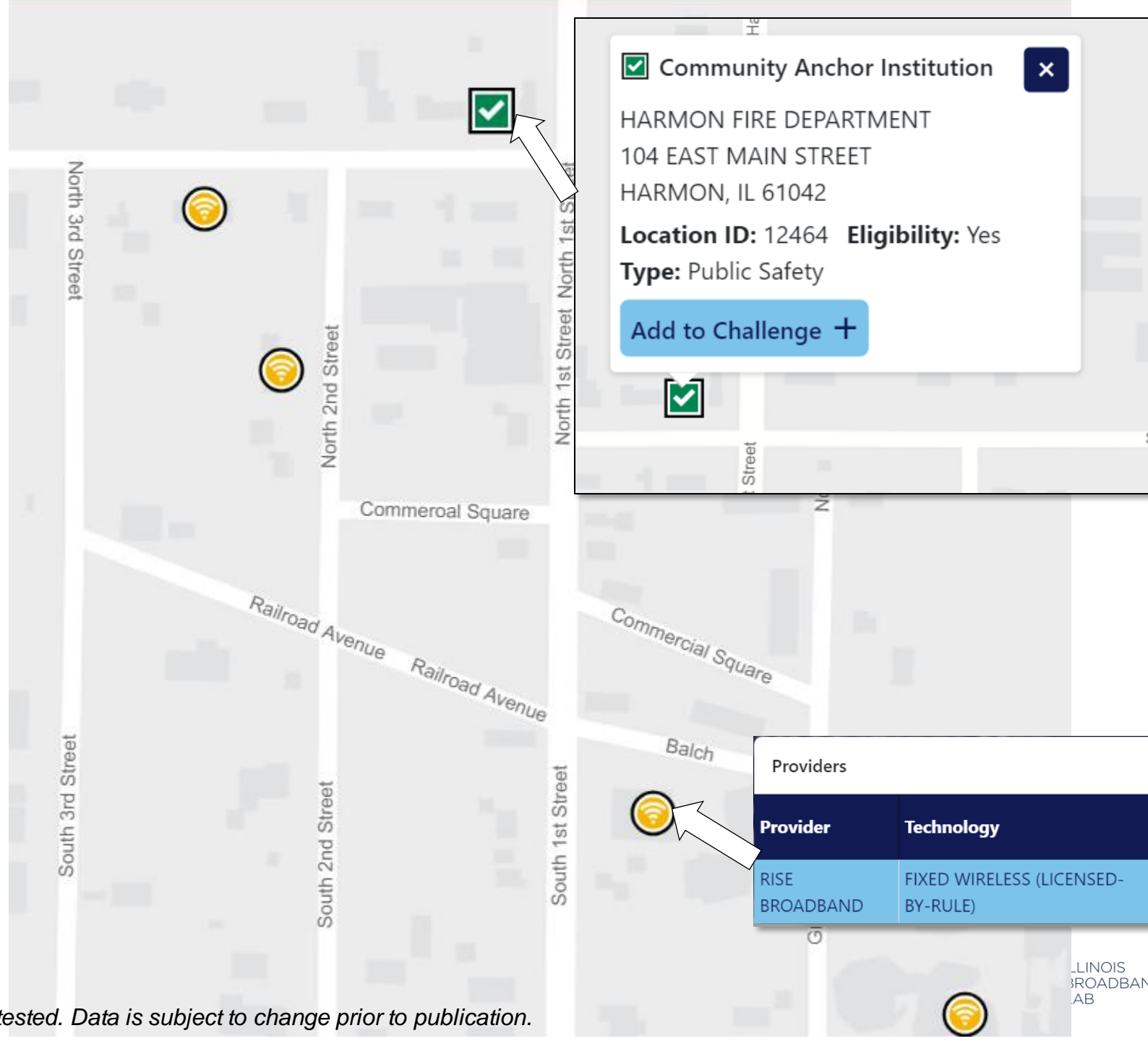


Example Broadband Serviceable Locations:

The locations here are green, which means they are eligible for funding.



Example BSL and CAI:
 There is an unserved CAI that is **eligible** for funding.
 There are **underserved BSLs**, meaning they are **eligible** for funding.



Please note: The map is in beta version and being tested. Data is subject to change prior to publication.