

Need Help with Environmental Regulations?

# 2025

# DRY CLEANER'S COMPLIANCE WORKBOOK



**Illinois**  
**Department of Commerce**  
& Economic Opportunity  
OFFICE OF BUSINESS DEVELOPMENT

**Illinois Small Business  
Environmental  
Assistance Program**



# Table of Contents

2024 Solvent Purchase Summary .....	1
Leak Detector Options.....	1
Instructions for Workbook Use .....	2
Perc Classification Information .....	3
Calendar Months and Inspection Recording Sheets .....	4-29
2026 Workbook Order Form .....	21
Emission Standards for Perchloroethylene.....	30-35
Watch Your Perc!.....	36-37
Registration & Permit Information.....	38-39
DERT .....	40-43
Regulatory Tips .....	44
Sustainability Tips.....	45

NOTE: Information presented in this publication is intended to provide a general understanding of the statutory and regulatory requirements for dry cleaning operations. This information is not intended to replace, limit or expand upon the complete statutory and regulatory requirements found in the Illinois Environmental Protection Act, Title 35 of the Illinois Administrative Code, or other state and federal regulations.

## Regulatory Obligations References

1. For dry cleaner regulatory information available from the Illinois Small Business Environmental Assistance Program (SBEAP), search for “Dry Cleaners Environmental Assistance Program” online at <https://dceo.illinois.gov/>.
2. For the history, regulatory text, and the most up-to-date information regarding the Dry Cleaner NESHAP (Subpart M), go to: <https://www.epa.gov/stationary-sources-air-pollution/dry-cleaning-facilities-national-perchloroethylene-air-emission>.
3. For ROSS registration or Bureau of Air permit application forms available online, go to: <https://epa.illinois.gov/topics/forms/air-forms/state.html>.
4. For the Compliance Report for Perchloroethylene (PERC) Dry Cleaning Facilities (APC-542) available online, go to: <https://epa.illinois.gov/content/dam/soi/en/web/epa/documents/epa-forms/air/permits/state/542-apc.pdf>.

# 2024 Solvent Purchase Summary

In order to conveniently deduct usage by month for 2025 running 12-month totals, record 2024 usage by month here and post next to your 2025 workbook.

MONTH	SOLVENT PURCHASED	MONTH	SOLVENT PURCHASED
January 2024		July 2024	
February 2024		August 2024	
March 2024		September 2024	
April 2024		October 2024	
May 2024		November 2024	
June 2024		December 2024	

## Leak Detector Options

Ask your suppliers about leak detection instruments. Based on information provided by the California Air Resources Board and leak detector manufacturers, the following units are expected to meet U.S. EPA guidelines. This is not an endorsement. Please note that this is not an extensive list. Further research is recommended to find the best leak detector for your dry cleaning facility.

Inficon Inc		Tek-Mate	<25 ppm
Inficon Inc		The Compass	<25 ppm
Nova Systems Products		BOLO Green	5 ppm

TIF Instruments		TIF8800A	1 ppm
Aeroqual		Aeroqual 200	1 ppm

NOTE: Information presented in this publication is intended to provide a general understanding of the statutory and regulatory requirements for dry cleaning operations. This information is not intended to replace, limit or expand upon the complete statutory and regulatory requirements found in the Illinois Environmental Protection Act, Title 35 of the Illinois Administrative Code, or other state and federal regulations.

# Instructions for Use

**GENERAL** – You may use this workbook to keep records required by rule for air program compliance. Keep these records at your facility for five years. This workbook was designed for perchloroethylene (perc) dry cleaners but it may satisfy the air recordkeeping requirements for petroleum dry cleaners. Further regulatory information is included in the back of this workbook.

JULY 2025  
SOLVENT PURCHASES RUNNING TOTAL

TOTAL FROM LAST MONTH		<b>55</b>
SUBTRACT SOLVENT PURCHASED JULY 2024		<b>-10</b>
SUBTOTAL		<b>45</b>
PURCHASE DATE	PURCHASE AMOUNT	12 MONTH RUNNING TOTAL
<b>7/17</b>	<b>+ 15</b>	<b>60</b>
	<b>+</b>	

**Record the date you bought solvent this month, if any.**

If you bought solvent this month, record the amount and add it to the subtotal. Remember to record zero purchases. This amount will also go on next year's workbook for this same month under SUBTRACT SOLVENT PURCHASED.

Enter running total from last month.

Enter the amount of solvent you bought during this same month last year from last year's records or workbook. **Subtract that amount.**

This is your 12 month running total if you do not buy solvent this month.

This is your 12 month running total if you bought solvent this month. Record the bottom number in this column on next month's form in line TOTAL FROM LAST MONTH.

**CONDENSER TEMP/PRESSURE LOG** – Check the outlet temperature of the refrigerated condenser every week. Record the temperature and date in the space provided. In the block marked "Is temp less than or equal to 45° F (7.2° C)?" check "Y" or "N" for "yes" or "no." If you checked "N," the machine must be repaired.

The manufacturer of each dry cleaning machine has specified an operating range for the high & low pressure of the refrigerated condenser. During the drying phase determine if the high & low pressure of the refrigeration system is in the range of the manufacturer's specifications. Record the high and low pressure.

Note: If the refrigeration system of the dry cleaning machine is not operating within pressure or temperature requirements, the dry cleaning machine must be shut down until repaired.

**INSPECTIONS** – If you buy 140 gallons or more of perc per year, you must check your machine

weekly for leaks and record the results.

If you buy less than 140 gallons of perc per year, you must conduct and record leak inspections at least every other week.

Record the results of the inspections on the workbook. If leaks are found, they must be repaired within 24 hours. Indicate in the "DATE REPAIRED" block when repairs are completed. If parts must be purchased, indicate the dates they are ordered and the date installed. Parts must be ordered within two working days of leak detection and installed within five working days of receipt.

# How Do I Classify My Perc Dry Cleaning Facility? What Controls Do I Need? Do I Need a Permit?

**Note: ALL Petroleum-base dry cleaners require either a ROSS registration or an air permit.**

Store Classification (Perc Usage Per Year)	Machine Type & Required Control	Leak Detection And Repair Requirement	Monitoring Requirement	Recordkeeping & Reporting
Small Source (less than 140 gallons)	Existing Dry-to-Dry* (*machine installed prior to December 9, 1991); no control is required	Monthly: use halogenated hydrocarbon detector or PCE gas analyzer to inspect for vapor leaks.	Weekly: if a refrigerated condenser is used to comply, monitor refrigeration system high pressure and low pressure, or use temperature sensor to monitor condenser performance  If a carbon adsorber is used to comply, measure the concentration of perc in the exhaust of the carbon adsorber with a colorimetric detector tube or PCE gas analyzer	Maintain applicable records  Submit Notification of Compliance Status report within 30 days of startup of a new plant, ownership/ and or name change, equipment change, or a change in yearly perc usage that results a change in plant size (see Store Classification column). Notification of Compliance Status report may also be required for other reasons, including for enforcement purposes
	New Dry-to-Dry** (**machine installed on or after December 9, 1991)  Control is required: Refrigerated condenser + non-vented carbon adsorbent† (if machine was installed after Sept. 22, 1993)	Every 2 weeks: perceptible leak check (smell, touch, sight)  (Halogenated hydrocarbon detector can be used to comply with the weekly inspection for perceptible leaks)  Repair leaks within 24 hours after they are found unless parts have to be ordered; install repair parts within 5 working days after receipt		
Large Source (140 gallons up to 2,100 gallons)	Existing Dry-to-Dry Control is required: Refrigerated condenser, or carbon adsorber (if installed before Sept. 22, 1993)	Monthly: use PCE gas analyzer operated according to Method 21 to inspect for vapor leaks. (The use of PCE analyzer as described can be used for weekly inspections)  Weekly: perceptible leak check (smell, touch, sight)		Maintain applicable records  Submit Annual Emission Report, if applicable  Submit Notification of Compliance Status (see above)
	New Dry-to-Dry Control is required: Refrigerated condenser + non-vented carbon adsorbent†			
Major Source (2,100 gallons or more)	Existing or New Dry-to-Dry Refrigerated condenser + non-vented carbon adsorbent†			Maintain applicable records  Annual Emission Report  Any report required by Title V permit  Submit Notification of Compliance Status (see above)

# January 2025

## WEEKLY LEAK DETECTION INSPECTION RECORDS

INSPECTED	Is the inspected equipment leaking?					DATE PARTS ORDERED	DATE PARTS RECEIVED	DATE REPAIRED
	Date:	Date:	Date:	Date:	Date:			
Method Used*	S <input type="checkbox"/> D <input type="checkbox"/>	S <input type="checkbox"/> D <input type="checkbox"/>	S <input type="checkbox"/> D <input type="checkbox"/>	S <input type="checkbox"/> D <input type="checkbox"/>	S <input type="checkbox"/> D <input type="checkbox"/>			
Hose & Pipe Connections	N <input type="checkbox"/> Y <input type="checkbox"/>	N <input type="checkbox"/> Y <input type="checkbox"/>	N <input type="checkbox"/> Y <input type="checkbox"/>	N <input type="checkbox"/> Y <input type="checkbox"/>	N <input type="checkbox"/> Y <input type="checkbox"/>			
Door Gaskets & Seatings	N <input type="checkbox"/> Y <input type="checkbox"/>	N <input type="checkbox"/> Y <input type="checkbox"/>	N <input type="checkbox"/> Y <input type="checkbox"/>	N <input type="checkbox"/> Y <input type="checkbox"/>	N <input type="checkbox"/> Y <input type="checkbox"/>			
Filter Gaskets & Seatings	N <input type="checkbox"/> Y <input type="checkbox"/>	N <input type="checkbox"/> Y <input type="checkbox"/>	N <input type="checkbox"/> Y <input type="checkbox"/>	N <input type="checkbox"/> Y <input type="checkbox"/>	N <input type="checkbox"/> Y <input type="checkbox"/>			
Pumps	N <input type="checkbox"/> Y <input type="checkbox"/>	N <input type="checkbox"/> Y <input type="checkbox"/>	N <input type="checkbox"/> Y <input type="checkbox"/>	N <input type="checkbox"/> Y <input type="checkbox"/>	N <input type="checkbox"/> Y <input type="checkbox"/>			
Solvent Tanks & Containers	N <input type="checkbox"/> Y <input type="checkbox"/>	N <input type="checkbox"/> Y <input type="checkbox"/>	N <input type="checkbox"/> Y <input type="checkbox"/>	N <input type="checkbox"/> Y <input type="checkbox"/>	N <input type="checkbox"/> Y <input type="checkbox"/>			
Water Separators	N <input type="checkbox"/> Y <input type="checkbox"/>	N <input type="checkbox"/> Y <input type="checkbox"/>	N <input type="checkbox"/> Y <input type="checkbox"/>	N <input type="checkbox"/> Y <input type="checkbox"/>	N <input type="checkbox"/> Y <input type="checkbox"/>			
Muck Cookers	N <input type="checkbox"/> Y <input type="checkbox"/>	N <input type="checkbox"/> Y <input type="checkbox"/>	N <input type="checkbox"/> Y <input type="checkbox"/>	N <input type="checkbox"/> Y <input type="checkbox"/>	N <input type="checkbox"/> Y <input type="checkbox"/>			
Stills	N <input type="checkbox"/> Y <input type="checkbox"/>	N <input type="checkbox"/> Y <input type="checkbox"/>	N <input type="checkbox"/> Y <input type="checkbox"/>	N <input type="checkbox"/> Y <input type="checkbox"/>	N <input type="checkbox"/> Y <input type="checkbox"/>			
Exhaust Dampers	N <input type="checkbox"/> Y <input type="checkbox"/>	N <input type="checkbox"/> Y <input type="checkbox"/>	N <input type="checkbox"/> Y <input type="checkbox"/>	N <input type="checkbox"/> Y <input type="checkbox"/>	N <input type="checkbox"/> Y <input type="checkbox"/>			
Diverter Valves	N <input type="checkbox"/> Y <input type="checkbox"/>	N <input type="checkbox"/> Y <input type="checkbox"/>	N <input type="checkbox"/> Y <input type="checkbox"/>	N <input type="checkbox"/> Y <input type="checkbox"/>	N <input type="checkbox"/> Y <input type="checkbox"/>			
All Filter Housings	N <input type="checkbox"/> Y <input type="checkbox"/>	N <input type="checkbox"/> Y <input type="checkbox"/>	N <input type="checkbox"/> Y <input type="checkbox"/>	N <input type="checkbox"/> Y <input type="checkbox"/>	N <input type="checkbox"/> Y <input type="checkbox"/>			
Hazardous Waste Containers	N <input type="checkbox"/> Y <input type="checkbox"/>	N <input type="checkbox"/> Y <input type="checkbox"/>	N <input type="checkbox"/> Y <input type="checkbox"/>	N <input type="checkbox"/> Y <input type="checkbox"/>	N <input type="checkbox"/> Y <input type="checkbox"/>	Are hazardous waste containers labeled & dated properly? N <input type="checkbox"/> Y <input type="checkbox"/>		

\*Method used is either: S = sight, smell or feel or D = detector

Weekly Refrigerated Condenser Monitoring Log*			
(Record pressures of high & low gauges or condenser outlet temperatures.)			
Manufacturer Specification	High Pressure:	Low Pressure:	Record Temperature Is temp less < 45°F (7.2°C)?
Date	High Pressure	Low Pressure	Temperature
			Y <input type="checkbox"/> N <input type="checkbox"/>
			Y <input type="checkbox"/> N <input type="checkbox"/>
			Y <input type="checkbox"/> N <input type="checkbox"/>
			Y <input type="checkbox"/> N <input type="checkbox"/>
			Y <input type="checkbox"/> N <input type="checkbox"/>
* During the drying phase determine if the high & low pressure of the refrigeration system is in the range of the manufacturer's specifications.			Before the end of the cool down or drying cycle a temperature of 7.2°C (45°F) or below must be achieved.



Solvent Purchases 12-Month Total	
12-Month Total From Last Month	
Subtract Solvent Purchased from January 2024	—
Subtotal =	
Add Solvent Purchases for January 2025	+
12-Month Total =	
<b>The sum of solvent purchases for the previous 12 months must be calculated on the 1st day of the month. Don't forget zero purchases!</b>	

Sunday

Monday

Tuesday

Wednesday

Thursday

Friday

Saturday

December						2024
S	M	T	W	T	F	S
1	2	3	4	5	6	7
8	9	10	11	12	13	14
15	16	17	18	19	20	21
22	23	24	25	26	27	28
29	30	31				



1

2

3

4

Temp logged   
Inspect logged

5

6

7

8

9

10

11

Temp logged   
Inspect logged

12

13

14

15

16

17

18

Temp logged   
Inspect logged

19

20

21

22

23

24

25

Temp logged   
Inspect logged

26

27

28

29

30

31

February						2025
S	M	T	W	T	F	S
						1
2	3	4	5	6	7	8
9	10	11	12	13	14	15
16	17	18	19	20	21	22
23	24	25	26	27	28	

Temp logged   
Inspect logged

# February 2025

## WEEKLY LEAK DETECTION INSPECTION RECORDS

INSPECTED	Is the inspected equipment leaking?					DATE PARTS ORDERED	DATE PARTS RECEIVED	DATE REPAIRED
	Date:	Date:	Date:	Date:	Date:			
Method Used*	S <input type="checkbox"/> D <input type="checkbox"/>	S <input type="checkbox"/> D <input type="checkbox"/>	S <input type="checkbox"/> D <input type="checkbox"/>	S <input type="checkbox"/> D <input type="checkbox"/>	S <input type="checkbox"/> D <input type="checkbox"/>			
Hose & Pipe Connections	N <input type="checkbox"/> Y <input type="checkbox"/>	N <input type="checkbox"/> Y <input type="checkbox"/>	N <input type="checkbox"/> Y <input type="checkbox"/>	N <input type="checkbox"/> Y <input type="checkbox"/>	N <input type="checkbox"/> Y <input type="checkbox"/>			
Door Gaskets & Seatings	N <input type="checkbox"/> Y <input type="checkbox"/>	N <input type="checkbox"/> Y <input type="checkbox"/>	N <input type="checkbox"/> Y <input type="checkbox"/>	N <input type="checkbox"/> Y <input type="checkbox"/>	N <input type="checkbox"/> Y <input type="checkbox"/>			
Filter Gaskets & Seatings	N <input type="checkbox"/> Y <input type="checkbox"/>	N <input type="checkbox"/> Y <input type="checkbox"/>	N <input type="checkbox"/> Y <input type="checkbox"/>	N <input type="checkbox"/> Y <input type="checkbox"/>	N <input type="checkbox"/> Y <input type="checkbox"/>			
Pumps	N <input type="checkbox"/> Y <input type="checkbox"/>	N <input type="checkbox"/> Y <input type="checkbox"/>	N <input type="checkbox"/> Y <input type="checkbox"/>	N <input type="checkbox"/> Y <input type="checkbox"/>	N <input type="checkbox"/> Y <input type="checkbox"/>			
Solvent Tanks & Containers	N <input type="checkbox"/> Y <input type="checkbox"/>	N <input type="checkbox"/> Y <input type="checkbox"/>	N <input type="checkbox"/> Y <input type="checkbox"/>	N <input type="checkbox"/> Y <input type="checkbox"/>	N <input type="checkbox"/> Y <input type="checkbox"/>			
Water Separators	N <input type="checkbox"/> Y <input type="checkbox"/>	N <input type="checkbox"/> Y <input type="checkbox"/>	N <input type="checkbox"/> Y <input type="checkbox"/>	N <input type="checkbox"/> Y <input type="checkbox"/>	N <input type="checkbox"/> Y <input type="checkbox"/>			
Muck Cookers	N <input type="checkbox"/> Y <input type="checkbox"/>	N <input type="checkbox"/> Y <input type="checkbox"/>	N <input type="checkbox"/> Y <input type="checkbox"/>	N <input type="checkbox"/> Y <input type="checkbox"/>	N <input type="checkbox"/> Y <input type="checkbox"/>			
Stills	N <input type="checkbox"/> Y <input type="checkbox"/>	N <input type="checkbox"/> Y <input type="checkbox"/>	N <input type="checkbox"/> Y <input type="checkbox"/>	N <input type="checkbox"/> Y <input type="checkbox"/>	N <input type="checkbox"/> Y <input type="checkbox"/>			
Exhaust Dampers	N <input type="checkbox"/> Y <input type="checkbox"/>	N <input type="checkbox"/> Y <input type="checkbox"/>	N <input type="checkbox"/> Y <input type="checkbox"/>	N <input type="checkbox"/> Y <input type="checkbox"/>	N <input type="checkbox"/> Y <input type="checkbox"/>			
Diverter Valves	N <input type="checkbox"/> Y <input type="checkbox"/>	N <input type="checkbox"/> Y <input type="checkbox"/>	N <input type="checkbox"/> Y <input type="checkbox"/>	N <input type="checkbox"/> Y <input type="checkbox"/>	N <input type="checkbox"/> Y <input type="checkbox"/>			
All Filter Housings	N <input type="checkbox"/> Y <input type="checkbox"/>	N <input type="checkbox"/> Y <input type="checkbox"/>	N <input type="checkbox"/> Y <input type="checkbox"/>	N <input type="checkbox"/> Y <input type="checkbox"/>	N <input type="checkbox"/> Y <input type="checkbox"/>			
Hazardous Waste Containers	N <input type="checkbox"/> Y <input type="checkbox"/>	N <input type="checkbox"/> Y <input type="checkbox"/>	N <input type="checkbox"/> Y <input type="checkbox"/>	N <input type="checkbox"/> Y <input type="checkbox"/>	N <input type="checkbox"/> Y <input type="checkbox"/>	Are hazardous waste containers labeled & dated properly? N <input type="checkbox"/> Y <input type="checkbox"/>		

\*Method used is either: S = sight, smell or feel or D = detector

Weekly Refrigerated Condenser Monitoring Log*			
(Record pressures of high & low gauges or condenser outlet temperatures.)			
Manufacturer Specification	High Pressure:	Low Pressure:	Record Temperature Is temp less < 45°F (7.2°C)?
Date	High Pressure	Low Pressure	Temperature
			Y <input type="checkbox"/> N <input type="checkbox"/>
			Y <input type="checkbox"/> N <input type="checkbox"/>
			Y <input type="checkbox"/> N <input type="checkbox"/>
			Y <input type="checkbox"/> N <input type="checkbox"/>
			Y <input type="checkbox"/> N <input type="checkbox"/>
* During the drying phase determine if the high & low pressure of the refrigeration system is in the range of the manufacturer's specifications.			Before the end of the cool down or drying cycle a temperature of 7.2°C (45°F) or below must be achieved.



Solvent Purchases 12-Month Total	
12-Month Total From Last Month	
Subtract Solvent Purchased from February 2024	—
Subtotal =	
Add Solvent Purchases for February 2025	+
12-Month Total =	
The sum of solvent purchases for the previous 12 months must be calculated on the 1st day of the month. Don't forget zero purchases!	

Sunday

Monday

Tuesday

Wednesday

Thursday

Friday

Saturday

January 2025						
S	M	T	W	T	F	S
			1	2	3	4
5	6	7	8	9	10	11
12	13	14	15	16	17	18
19	20	21	22	23	24	25
26	27	28	29	30	31	

March 2025						
S	M	T	W	T	F	S
						1
2	3	4	5	6	7	8
9	10	11	12	13	14	15
16	17	18	19	20	21	22
23	24	25	26	27	28	29
30	31					



**ILLINOIS**  
**SMALL BUSINESS ENVIRONMENTAL ASSISTANCE PROGRAM**  
*Serving Small Businesses and the Environment*

1

Temp logged   
 Inspect logged

2

3

4

5

6

7

8

Temp logged   
 Inspect logged

9

10

11

12

13

14

15

Temp logged   
 Inspect logged

16

17

18

19

20

21

22

Temp logged   
 Inspect logged

23

24

25

26

27

28

# March 2025

## WEEKLY LEAK DETECTION INSPECTION RECORDS

INSPECTED	Is the inspected equipment leaking?					DATE PARTS ORDERED	DATE PARTS RECEIVED	DATE REPAIRED
	Date:	Date:	Date:	Date:	Date:			
Method Used*	S <input type="checkbox"/> D <input type="checkbox"/>	S <input type="checkbox"/> D <input type="checkbox"/>	S <input type="checkbox"/> D <input type="checkbox"/>	S <input type="checkbox"/> D <input type="checkbox"/>	S <input type="checkbox"/> D <input type="checkbox"/>			
Hose & Pipe Connections	N <input type="checkbox"/> Y <input type="checkbox"/>	N <input type="checkbox"/> Y <input type="checkbox"/>	N <input type="checkbox"/> Y <input type="checkbox"/>	N <input type="checkbox"/> Y <input type="checkbox"/>	N <input type="checkbox"/> Y <input type="checkbox"/>			
Door Gaskets & Seatings	N <input type="checkbox"/> Y <input type="checkbox"/>	N <input type="checkbox"/> Y <input type="checkbox"/>	N <input type="checkbox"/> Y <input type="checkbox"/>	N <input type="checkbox"/> Y <input type="checkbox"/>	N <input type="checkbox"/> Y <input type="checkbox"/>			
Filter Gaskets & Seatings	N <input type="checkbox"/> Y <input type="checkbox"/>	N <input type="checkbox"/> Y <input type="checkbox"/>	N <input type="checkbox"/> Y <input type="checkbox"/>	N <input type="checkbox"/> Y <input type="checkbox"/>	N <input type="checkbox"/> Y <input type="checkbox"/>			
Pumps	N <input type="checkbox"/> Y <input type="checkbox"/>	N <input type="checkbox"/> Y <input type="checkbox"/>	N <input type="checkbox"/> Y <input type="checkbox"/>	N <input type="checkbox"/> Y <input type="checkbox"/>	N <input type="checkbox"/> Y <input type="checkbox"/>			
Solvent Tanks & Containers	N <input type="checkbox"/> Y <input type="checkbox"/>	N <input type="checkbox"/> Y <input type="checkbox"/>	N <input type="checkbox"/> Y <input type="checkbox"/>	N <input type="checkbox"/> Y <input type="checkbox"/>	N <input type="checkbox"/> Y <input type="checkbox"/>			
Water Separators	N <input type="checkbox"/> Y <input type="checkbox"/>	N <input type="checkbox"/> Y <input type="checkbox"/>	N <input type="checkbox"/> Y <input type="checkbox"/>	N <input type="checkbox"/> Y <input type="checkbox"/>	N <input type="checkbox"/> Y <input type="checkbox"/>			
Muck Cookers	N <input type="checkbox"/> Y <input type="checkbox"/>	N <input type="checkbox"/> Y <input type="checkbox"/>	N <input type="checkbox"/> Y <input type="checkbox"/>	N <input type="checkbox"/> Y <input type="checkbox"/>	N <input type="checkbox"/> Y <input type="checkbox"/>			
Stills	N <input type="checkbox"/> Y <input type="checkbox"/>	N <input type="checkbox"/> Y <input type="checkbox"/>	N <input type="checkbox"/> Y <input type="checkbox"/>	N <input type="checkbox"/> Y <input type="checkbox"/>	N <input type="checkbox"/> Y <input type="checkbox"/>			
Exhaust Dampers	N <input type="checkbox"/> Y <input type="checkbox"/>	N <input type="checkbox"/> Y <input type="checkbox"/>	N <input type="checkbox"/> Y <input type="checkbox"/>	N <input type="checkbox"/> Y <input type="checkbox"/>	N <input type="checkbox"/> Y <input type="checkbox"/>			
Diverter Valves	N <input type="checkbox"/> Y <input type="checkbox"/>	N <input type="checkbox"/> Y <input type="checkbox"/>	N <input type="checkbox"/> Y <input type="checkbox"/>	N <input type="checkbox"/> Y <input type="checkbox"/>	N <input type="checkbox"/> Y <input type="checkbox"/>			
All Filter Housings	N <input type="checkbox"/> Y <input type="checkbox"/>	N <input type="checkbox"/> Y <input type="checkbox"/>	N <input type="checkbox"/> Y <input type="checkbox"/>	N <input type="checkbox"/> Y <input type="checkbox"/>	N <input type="checkbox"/> Y <input type="checkbox"/>			
Hazardous Waste Containers	N <input type="checkbox"/> Y <input type="checkbox"/>	N <input type="checkbox"/> Y <input type="checkbox"/>	N <input type="checkbox"/> Y <input type="checkbox"/>	N <input type="checkbox"/> Y <input type="checkbox"/>	N <input type="checkbox"/> Y <input type="checkbox"/>	Are hazardous waste containers labeled & dated properly? N <input type="checkbox"/> Y <input type="checkbox"/>		

\*Method used is either: S = sight, smell or feel or D = detector

Weekly Refrigerated Condenser Monitoring Log*			
(Record pressures of high & low gauges or condenser outlet temperatures.)			
Manufacturer Specification	High Pressure:	Low Pressure:	Record Temperature Is temp less < 45°F (7.2°C)?
Date	High Pressure	Low Pressure	Temperature
			Y <input type="checkbox"/> N <input type="checkbox"/>
			Y <input type="checkbox"/> N <input type="checkbox"/>
			Y <input type="checkbox"/> N <input type="checkbox"/>
			Y <input type="checkbox"/> N <input type="checkbox"/>
			Y <input type="checkbox"/> N <input type="checkbox"/>

\* During the drying phase determine if the high & low pressure of the refrigeration system is in the range of the manufacturer's specifications.

Before the end of the cool down or drying cycle a temperature of 7.2°C (45°F) or below must be achieved.



Solvent Purchases 12-Month Total	
12-Month Total From Last Month	
Subtract Solvent Purchased from March 2024	—
Subtotal =	
Add Solvent Purchases for March 2025	+
12-Month Total =	
The sum of solvent purchases for the previous 12 months must be calculated on the 1st day of the month. Don't forget zero purchases!	

Sunday

Monday

Tuesday

Wednesday

Thursday

Friday

Saturday

February 2025

April 2025



S	M	T	W	T	F	S
						1
2	3	4	5	6	7	8
9	10	11	12	13	14	15
16	17	18	19	20	21	22
23	24	25	26	27	28	

S	M	T	W	T	F	S
		1	2	3	4	5
6	7	8	9	10	11	12
13	14	15	16	17	18	19
20	21	22	23	24	25	26
27	28	29	30			

1

2

3

4

5

6

7

8

Temp logged   
Inspect logged

9

10

11

12

13

14

15

Temp logged   
Inspect logged

16

17

18

19

20

21

22

Temp logged   
Inspect logged

23/30

24/31

25

26

27

28

29

Temp logged   
Inspect logged

# April 2025

## WEEKLY LEAK DETECTION INSPECTION RECORDS

INSPECTED	Is the inspected equipment leaking?					DATE PARTS ORDERED	DATE PARTS RECEIVED	DATE REPAIRED
	Date:	Date:	Date:	Date:	Date:			
Method Used*	S <input type="checkbox"/> D <input type="checkbox"/>	S <input type="checkbox"/> D <input type="checkbox"/>	S <input type="checkbox"/> D <input type="checkbox"/>	S <input type="checkbox"/> D <input type="checkbox"/>	S <input type="checkbox"/> D <input type="checkbox"/>			
Hose & Pipe Connections	N <input type="checkbox"/> Y <input type="checkbox"/>	N <input type="checkbox"/> Y <input type="checkbox"/>	N <input type="checkbox"/> Y <input type="checkbox"/>	N <input type="checkbox"/> Y <input type="checkbox"/>	N <input type="checkbox"/> Y <input type="checkbox"/>			
Door Gaskets & Seatings	N <input type="checkbox"/> Y <input type="checkbox"/>	N <input type="checkbox"/> Y <input type="checkbox"/>	N <input type="checkbox"/> Y <input type="checkbox"/>	N <input type="checkbox"/> Y <input type="checkbox"/>	N <input type="checkbox"/> Y <input type="checkbox"/>			
Filter Gaskets & Seatings	N <input type="checkbox"/> Y <input type="checkbox"/>	N <input type="checkbox"/> Y <input type="checkbox"/>	N <input type="checkbox"/> Y <input type="checkbox"/>	N <input type="checkbox"/> Y <input type="checkbox"/>	N <input type="checkbox"/> Y <input type="checkbox"/>			
Pumps	N <input type="checkbox"/> Y <input type="checkbox"/>	N <input type="checkbox"/> Y <input type="checkbox"/>	N <input type="checkbox"/> Y <input type="checkbox"/>	N <input type="checkbox"/> Y <input type="checkbox"/>	N <input type="checkbox"/> Y <input type="checkbox"/>			
Solvent Tanks & Containers	N <input type="checkbox"/> Y <input type="checkbox"/>	N <input type="checkbox"/> Y <input type="checkbox"/>	N <input type="checkbox"/> Y <input type="checkbox"/>	N <input type="checkbox"/> Y <input type="checkbox"/>	N <input type="checkbox"/> Y <input type="checkbox"/>			
Water Separators	N <input type="checkbox"/> Y <input type="checkbox"/>	N <input type="checkbox"/> Y <input type="checkbox"/>	N <input type="checkbox"/> Y <input type="checkbox"/>	N <input type="checkbox"/> Y <input type="checkbox"/>	N <input type="checkbox"/> Y <input type="checkbox"/>			
Muck Cookers	N <input type="checkbox"/> Y <input type="checkbox"/>	N <input type="checkbox"/> Y <input type="checkbox"/>	N <input type="checkbox"/> Y <input type="checkbox"/>	N <input type="checkbox"/> Y <input type="checkbox"/>	N <input type="checkbox"/> Y <input type="checkbox"/>			
Stills	N <input type="checkbox"/> Y <input type="checkbox"/>	N <input type="checkbox"/> Y <input type="checkbox"/>	N <input type="checkbox"/> Y <input type="checkbox"/>	N <input type="checkbox"/> Y <input type="checkbox"/>	N <input type="checkbox"/> Y <input type="checkbox"/>			
Exhaust Dampers	N <input type="checkbox"/> Y <input type="checkbox"/>	N <input type="checkbox"/> Y <input type="checkbox"/>	N <input type="checkbox"/> Y <input type="checkbox"/>	N <input type="checkbox"/> Y <input type="checkbox"/>	N <input type="checkbox"/> Y <input type="checkbox"/>			
Diverter Valves	N <input type="checkbox"/> Y <input type="checkbox"/>	N <input type="checkbox"/> Y <input type="checkbox"/>	N <input type="checkbox"/> Y <input type="checkbox"/>	N <input type="checkbox"/> Y <input type="checkbox"/>	N <input type="checkbox"/> Y <input type="checkbox"/>			
All Filter Housings	N <input type="checkbox"/> Y <input type="checkbox"/>	N <input type="checkbox"/> Y <input type="checkbox"/>	N <input type="checkbox"/> Y <input type="checkbox"/>	N <input type="checkbox"/> Y <input type="checkbox"/>	N <input type="checkbox"/> Y <input type="checkbox"/>			
Hazardous Waste Containers	N <input type="checkbox"/> Y <input type="checkbox"/>	N <input type="checkbox"/> Y <input type="checkbox"/>	N <input type="checkbox"/> Y <input type="checkbox"/>	N <input type="checkbox"/> Y <input type="checkbox"/>	N <input type="checkbox"/> Y <input type="checkbox"/>	Are hazardous waste containers labeled & dated properly? N <input type="checkbox"/> Y <input type="checkbox"/>		

\*Method used is either: S = sight, smell or feel or D = detector

Weekly Refrigerated Condenser Monitoring Log*			
(Record pressures of high & low gauges or condenser outlet temperatures.)			
Manufacturer Specification	High Pressure:	Low Pressure:	Record Temperature Is temp less < 45°F (7.2°C)?
Date	High Pressure	Low Pressure	Temperature
			Y <input type="checkbox"/> N <input type="checkbox"/>
			Y <input type="checkbox"/> N <input type="checkbox"/>
			Y <input type="checkbox"/> N <input type="checkbox"/>
			Y <input type="checkbox"/> N <input type="checkbox"/>
			Y <input type="checkbox"/> N <input type="checkbox"/>

\* During the drying phase determine if the high & low pressure of the refrigeration system is in the range of the manufacturer's specifications.

Before the end of the cool down or drying cycle a temperature of 7.2°C (45°F) or below must be achieved.



Solvent Purchases 12-Month Total	
12-Month Total From Last Month	
Subtract Solvent Purchased from April 2024	—
Subtotal =	
Add Solvent Purchases for April 2025	+
12-Month Total =	
The sum of solvent purchases for the previous 12 months must be calculated on the 1st day of the month. Don't forget zero purchases!	

Sunday

Monday

Tuesday

Wednesday

Thursday

Friday

Saturday

March							2025
S	M	T	W	T	F	S	
						1	
2	3	4	5	6	7	8	
9	10	11	12	13	14	15	
16	17	18	19	20	21	22	
23	24	25	26	27	28	29	
30	31						

**1**

Don't Forget! For  
**Non-ROSS** Sources,  
Annual Emission  
Reports are due  
May 1st

**2**

**3**

**4**

Temp logged   
Inspect logged

**5**

**6**

**7**

**8**

**9**

**10**

**11**

Temp logged   
Inspect logged

**12**

**13**

**14**

**15**

**16**

**17**

**18**

Temp logged   
Inspect logged

**19**

**20**

**21**

**22**

**23**

**24**

**25**

Temp logged   
Inspect logged

**26**

**27**

**28**

**29**

**30**



May							2025
S	M	T	W	T	F	S	
				1	2	3	
4	5	6	7	8	9	10	
11	12	13	14	15	16	17	
18	19	20	21	22	23	24	
25	26	27	28	29	30	31	

# May 2025

## WEEKLY LEAK DETECTION INSPECTION RECORDS

INSPECTED	Is the inspected equipment leaking?					DATE PARTS ORDERED	DATE PARTS RECEIVED	DATE REPAIRED
	Date:	Date:	Date:	Date:	Date:			
Method Used*	S <input type="checkbox"/> D <input type="checkbox"/>	S <input type="checkbox"/> D <input type="checkbox"/>	S <input type="checkbox"/> D <input type="checkbox"/>	S <input type="checkbox"/> D <input type="checkbox"/>	S <input type="checkbox"/> D <input type="checkbox"/>			
Hose & Pipe Connections	N <input type="checkbox"/> Y <input type="checkbox"/>	N <input type="checkbox"/> Y <input type="checkbox"/>	N <input type="checkbox"/> Y <input type="checkbox"/>	N <input type="checkbox"/> Y <input type="checkbox"/>	N <input type="checkbox"/> Y <input type="checkbox"/>			
Door Gaskets & Seatings	N <input type="checkbox"/> Y <input type="checkbox"/>	N <input type="checkbox"/> Y <input type="checkbox"/>	N <input type="checkbox"/> Y <input type="checkbox"/>	N <input type="checkbox"/> Y <input type="checkbox"/>	N <input type="checkbox"/> Y <input type="checkbox"/>			
Filter Gaskets & Seatings	N <input type="checkbox"/> Y <input type="checkbox"/>	N <input type="checkbox"/> Y <input type="checkbox"/>	N <input type="checkbox"/> Y <input type="checkbox"/>	N <input type="checkbox"/> Y <input type="checkbox"/>	N <input type="checkbox"/> Y <input type="checkbox"/>			
Pumps	N <input type="checkbox"/> Y <input type="checkbox"/>	N <input type="checkbox"/> Y <input type="checkbox"/>	N <input type="checkbox"/> Y <input type="checkbox"/>	N <input type="checkbox"/> Y <input type="checkbox"/>	N <input type="checkbox"/> Y <input type="checkbox"/>			
Solvent Tanks & Containers	N <input type="checkbox"/> Y <input type="checkbox"/>	N <input type="checkbox"/> Y <input type="checkbox"/>	N <input type="checkbox"/> Y <input type="checkbox"/>	N <input type="checkbox"/> Y <input type="checkbox"/>	N <input type="checkbox"/> Y <input type="checkbox"/>			
Water Separators	N <input type="checkbox"/> Y <input type="checkbox"/>	N <input type="checkbox"/> Y <input type="checkbox"/>	N <input type="checkbox"/> Y <input type="checkbox"/>	N <input type="checkbox"/> Y <input type="checkbox"/>	N <input type="checkbox"/> Y <input type="checkbox"/>			
Muck Cookers	N <input type="checkbox"/> Y <input type="checkbox"/>	N <input type="checkbox"/> Y <input type="checkbox"/>	N <input type="checkbox"/> Y <input type="checkbox"/>	N <input type="checkbox"/> Y <input type="checkbox"/>	N <input type="checkbox"/> Y <input type="checkbox"/>			
Stills	N <input type="checkbox"/> Y <input type="checkbox"/>	N <input type="checkbox"/> Y <input type="checkbox"/>	N <input type="checkbox"/> Y <input type="checkbox"/>	N <input type="checkbox"/> Y <input type="checkbox"/>	N <input type="checkbox"/> Y <input type="checkbox"/>			
Exhaust Dampers	N <input type="checkbox"/> Y <input type="checkbox"/>	N <input type="checkbox"/> Y <input type="checkbox"/>	N <input type="checkbox"/> Y <input type="checkbox"/>	N <input type="checkbox"/> Y <input type="checkbox"/>	N <input type="checkbox"/> Y <input type="checkbox"/>			
Diverter Valves	N <input type="checkbox"/> Y <input type="checkbox"/>	N <input type="checkbox"/> Y <input type="checkbox"/>	N <input type="checkbox"/> Y <input type="checkbox"/>	N <input type="checkbox"/> Y <input type="checkbox"/>	N <input type="checkbox"/> Y <input type="checkbox"/>			
All Filter Housings	N <input type="checkbox"/> Y <input type="checkbox"/>	N <input type="checkbox"/> Y <input type="checkbox"/>	N <input type="checkbox"/> Y <input type="checkbox"/>	N <input type="checkbox"/> Y <input type="checkbox"/>	N <input type="checkbox"/> Y <input type="checkbox"/>			
Hazardous Waste Containers	N <input type="checkbox"/> Y <input type="checkbox"/>	N <input type="checkbox"/> Y <input type="checkbox"/>	N <input type="checkbox"/> Y <input type="checkbox"/>	N <input type="checkbox"/> Y <input type="checkbox"/>	N <input type="checkbox"/> Y <input type="checkbox"/>	Are hazardous waste containers labeled & dated properly? N <input type="checkbox"/> Y <input type="checkbox"/>		

\*Method used is either: S = sight, smell or feel or D = detector

Weekly Refrigerated Condenser Monitoring Log*			
(Record pressures of high & low gauges or condenser outlet temperatures.)			
Manufacturer Specification	High Pressure:	Low Pressure:	Record Temperature Is temp less < 45°F (7.2°C)?
Date	High Pressure	Low Pressure	Temperature
			Y <input type="checkbox"/> N <input type="checkbox"/>
			Y <input type="checkbox"/> N <input type="checkbox"/>
			Y <input type="checkbox"/> N <input type="checkbox"/>
			Y <input type="checkbox"/> N <input type="checkbox"/>
			Y <input type="checkbox"/> N <input type="checkbox"/>
* During the drying phase determine if the high & low pressure of the refrigeration system is in the range of the manufacturer's specifications.			Before the end of the cool down or drying cycle a temperature of 7.2°C (45°F) or below must be achieved.



Solvent Purchases 12-Month Total	
12-Month Total From Last Month	
Subtract Solvent Purchased from May 2024	—
Subtotal =	
Add Solvent Purchases for May 2025	+
12-Month Total =	
The sum of solvent purchases for the previous 12 months must be calculated on the 1st day of the month. Don't forget zero purchases!	

Sunday

Monday

Tuesday

Wednesday

Thursday

Friday

Saturday

April 2025						
S	M	T	W	T	F	S
		1	2	3	4	5
6	7	8	9	10	11	12
13	14	15	16	17	18	19
20	21	22	23	24	25	26
27	28	29	30			

June 2025						
S	M	T	W	T	F	S
1	2	3	4	5	6	7
8	9	10	11	12	13	14
15	16	17	18	19	20	21
22	23	24	25	26	27	28
29	30					



**ILLINOIS**  
**SMALL BUSINESS ENVIRONMENTAL ASSISTANCE PROGRAM**  
*Serving Small Businesses and the Environment*

1

For **Non-ROSS** Sources, Annual Emission Reports are due.

2

Temp logged   
 Inspect logged

3

4

5

6

7

8

9

10

Temp logged   
 Inspect logged

11

12

13

14

15

16

17

Temp logged   
 Inspect logged

18

19

20

21

22

23

24

Temp logged   
 Inspect logged

25

26

27

28

29

30

31

Temp logged   
 Inspect logged

# June 2025

## WEEKLY LEAK DETECTION INSPECTION RECORDS

INSPECTED	Is the inspected equipment leaking?					DATE PARTS ORDERED	DATE PARTS RECEIVED	DATE REPAIRED
	Date:	Date:	Date:	Date:	Date:			
Method Used*	S <input type="checkbox"/> D <input type="checkbox"/>	S <input type="checkbox"/> D <input type="checkbox"/>	S <input type="checkbox"/> D <input type="checkbox"/>	S <input type="checkbox"/> D <input type="checkbox"/>	S <input type="checkbox"/> D <input type="checkbox"/>			
Hose & Pipe Connections	N <input type="checkbox"/> Y <input type="checkbox"/>	N <input type="checkbox"/> Y <input type="checkbox"/>	N <input type="checkbox"/> Y <input type="checkbox"/>	N <input type="checkbox"/> Y <input type="checkbox"/>	N <input type="checkbox"/> Y <input type="checkbox"/>			
Door Gaskets & Seatings	N <input type="checkbox"/> Y <input type="checkbox"/>	N <input type="checkbox"/> Y <input type="checkbox"/>	N <input type="checkbox"/> Y <input type="checkbox"/>	N <input type="checkbox"/> Y <input type="checkbox"/>	N <input type="checkbox"/> Y <input type="checkbox"/>			
Filter Gaskets & Seatings	N <input type="checkbox"/> Y <input type="checkbox"/>	N <input type="checkbox"/> Y <input type="checkbox"/>	N <input type="checkbox"/> Y <input type="checkbox"/>	N <input type="checkbox"/> Y <input type="checkbox"/>	N <input type="checkbox"/> Y <input type="checkbox"/>			
Pumps	N <input type="checkbox"/> Y <input type="checkbox"/>	N <input type="checkbox"/> Y <input type="checkbox"/>	N <input type="checkbox"/> Y <input type="checkbox"/>	N <input type="checkbox"/> Y <input type="checkbox"/>	N <input type="checkbox"/> Y <input type="checkbox"/>			
Solvent Tanks & Containers	N <input type="checkbox"/> Y <input type="checkbox"/>	N <input type="checkbox"/> Y <input type="checkbox"/>	N <input type="checkbox"/> Y <input type="checkbox"/>	N <input type="checkbox"/> Y <input type="checkbox"/>	N <input type="checkbox"/> Y <input type="checkbox"/>			
Water Separators	N <input type="checkbox"/> Y <input type="checkbox"/>	N <input type="checkbox"/> Y <input type="checkbox"/>	N <input type="checkbox"/> Y <input type="checkbox"/>	N <input type="checkbox"/> Y <input type="checkbox"/>	N <input type="checkbox"/> Y <input type="checkbox"/>			
Muck Cookers	N <input type="checkbox"/> Y <input type="checkbox"/>	N <input type="checkbox"/> Y <input type="checkbox"/>	N <input type="checkbox"/> Y <input type="checkbox"/>	N <input type="checkbox"/> Y <input type="checkbox"/>	N <input type="checkbox"/> Y <input type="checkbox"/>			
Stills	N <input type="checkbox"/> Y <input type="checkbox"/>	N <input type="checkbox"/> Y <input type="checkbox"/>	N <input type="checkbox"/> Y <input type="checkbox"/>	N <input type="checkbox"/> Y <input type="checkbox"/>	N <input type="checkbox"/> Y <input type="checkbox"/>			
Exhaust Dampers	N <input type="checkbox"/> Y <input type="checkbox"/>	N <input type="checkbox"/> Y <input type="checkbox"/>	N <input type="checkbox"/> Y <input type="checkbox"/>	N <input type="checkbox"/> Y <input type="checkbox"/>	N <input type="checkbox"/> Y <input type="checkbox"/>			
Diverter Valves	N <input type="checkbox"/> Y <input type="checkbox"/>	N <input type="checkbox"/> Y <input type="checkbox"/>	N <input type="checkbox"/> Y <input type="checkbox"/>	N <input type="checkbox"/> Y <input type="checkbox"/>	N <input type="checkbox"/> Y <input type="checkbox"/>			
All Filter Housings	N <input type="checkbox"/> Y <input type="checkbox"/>	N <input type="checkbox"/> Y <input type="checkbox"/>	N <input type="checkbox"/> Y <input type="checkbox"/>	N <input type="checkbox"/> Y <input type="checkbox"/>	N <input type="checkbox"/> Y <input type="checkbox"/>			
Hazardous Waste Containers	N <input type="checkbox"/> Y <input type="checkbox"/>	N <input type="checkbox"/> Y <input type="checkbox"/>	N <input type="checkbox"/> Y <input type="checkbox"/>	N <input type="checkbox"/> Y <input type="checkbox"/>	N <input type="checkbox"/> Y <input type="checkbox"/>	Are hazardous waste containers labeled & dated properly? N <input type="checkbox"/> Y <input type="checkbox"/>		

\*Method used is either: S = sight, smell or feel or D = detector

Weekly Refrigerated Condenser Monitoring Log*			
(Record pressures of high & low gauges or condenser outlet temperatures.)			
Manufacturer Specification	High Pressure:	Low Pressure:	Record Temperature Is temp less < 45°F (7.2°C)?
Date	High Pressure	Low Pressure	Temperature
			Y <input type="checkbox"/> N <input type="checkbox"/>
			Y <input type="checkbox"/> N <input type="checkbox"/>
			Y <input type="checkbox"/> N <input type="checkbox"/>
			Y <input type="checkbox"/> N <input type="checkbox"/>
			Y <input type="checkbox"/> N <input type="checkbox"/>

\* During the drying phase determine if the high & low pressure of the refrigeration system is in the range of the manufacturer's specifications.

Before the end of the cool down or drying cycle a temperature of 7.2°C (45°F) or below must be achieved.



Solvent Purchases 12-Month Total	
12-Month Total From Last Month	
Subtract Solvent Purchased from June 2024	—
Subtotal =	
Add Solvent Purchases for June 2025	+
12-Month Total =	
The sum of solvent purchases for the previous 12 months must be calculated on the 1st day of the month. Don't forget zero purchases!	

Sunday

Monday

Tuesday

Wednesday

Thursday

Friday

Saturday

1

2

3

4

5

6

7

Temp logged   
Inspect logged

8

9

10

11

12

13

14

Temp logged   
Inspect logged

15

16

17

18

19

20

21

Temp logged   
Inspect logged

22

23

24

25

26

27

28

Temp logged   
Inspect logged

29

30



**ILLINOIS**



**SMALL BUSINESS  
ENVIRONMENTAL  
ASSISTANCE  
PROGRAM**

*Serving Small Businesses and the Environment*

May 2025

S	M	T	W	T	F	S
				1	2	3
4	5	6	7	8	9	10
11	12	13	14	15	16	17
18	19	20	21	22	23	24
25	26	27	28	29	30	31

July 2025

S	M	T	W	T	F	S
				1	2	3
4	5	6	7	8	9	10
11	12	13	14	15	16	17
18	19	20	21	22	23	24
25	26	27	28	29	30	31


# July 2025

## WEEKLY LEAK DETECTION INSPECTION RECORDS

INSPECTED	Is the inspected equipment leaking?					DATE PARTS ORDERED	DATE PARTS RECEIVED	DATE REPAIRED
	Date:	Date:	Date:	Date:	Date:			
Method Used*	S <input type="checkbox"/> D <input type="checkbox"/>	S <input type="checkbox"/> D <input type="checkbox"/>	S <input type="checkbox"/> D <input type="checkbox"/>	S <input type="checkbox"/> D <input type="checkbox"/>	S <input type="checkbox"/> D <input type="checkbox"/>			
Hose & Pipe Connections	N <input type="checkbox"/> Y <input type="checkbox"/>	N <input type="checkbox"/> Y <input type="checkbox"/>	N <input type="checkbox"/> Y <input type="checkbox"/>	N <input type="checkbox"/> Y <input type="checkbox"/>	N <input type="checkbox"/> Y <input type="checkbox"/>			
Door Gaskets & Seatings	N <input type="checkbox"/> Y <input type="checkbox"/>	N <input type="checkbox"/> Y <input type="checkbox"/>	N <input type="checkbox"/> Y <input type="checkbox"/>	N <input type="checkbox"/> Y <input type="checkbox"/>	N <input type="checkbox"/> Y <input type="checkbox"/>			
Filter Gaskets & Seatings	N <input type="checkbox"/> Y <input type="checkbox"/>	N <input type="checkbox"/> Y <input type="checkbox"/>	N <input type="checkbox"/> Y <input type="checkbox"/>	N <input type="checkbox"/> Y <input type="checkbox"/>	N <input type="checkbox"/> Y <input type="checkbox"/>			
Pumps	N <input type="checkbox"/> Y <input type="checkbox"/>	N <input type="checkbox"/> Y <input type="checkbox"/>	N <input type="checkbox"/> Y <input type="checkbox"/>	N <input type="checkbox"/> Y <input type="checkbox"/>	N <input type="checkbox"/> Y <input type="checkbox"/>			
Solvent Tanks & Containers	N <input type="checkbox"/> Y <input type="checkbox"/>	N <input type="checkbox"/> Y <input type="checkbox"/>	N <input type="checkbox"/> Y <input type="checkbox"/>	N <input type="checkbox"/> Y <input type="checkbox"/>	N <input type="checkbox"/> Y <input type="checkbox"/>			
Water Separators	N <input type="checkbox"/> Y <input type="checkbox"/>	N <input type="checkbox"/> Y <input type="checkbox"/>	N <input type="checkbox"/> Y <input type="checkbox"/>	N <input type="checkbox"/> Y <input type="checkbox"/>	N <input type="checkbox"/> Y <input type="checkbox"/>			
Muck Cookers	N <input type="checkbox"/> Y <input type="checkbox"/>	N <input type="checkbox"/> Y <input type="checkbox"/>	N <input type="checkbox"/> Y <input type="checkbox"/>	N <input type="checkbox"/> Y <input type="checkbox"/>	N <input type="checkbox"/> Y <input type="checkbox"/>			
Stills	N <input type="checkbox"/> Y <input type="checkbox"/>	N <input type="checkbox"/> Y <input type="checkbox"/>	N <input type="checkbox"/> Y <input type="checkbox"/>	N <input type="checkbox"/> Y <input type="checkbox"/>	N <input type="checkbox"/> Y <input type="checkbox"/>			
Exhaust Dampers	N <input type="checkbox"/> Y <input type="checkbox"/>	N <input type="checkbox"/> Y <input type="checkbox"/>	N <input type="checkbox"/> Y <input type="checkbox"/>	N <input type="checkbox"/> Y <input type="checkbox"/>	N <input type="checkbox"/> Y <input type="checkbox"/>			
Diverter Valves	N <input type="checkbox"/> Y <input type="checkbox"/>	N <input type="checkbox"/> Y <input type="checkbox"/>	N <input type="checkbox"/> Y <input type="checkbox"/>	N <input type="checkbox"/> Y <input type="checkbox"/>	N <input type="checkbox"/> Y <input type="checkbox"/>			
All Filter Housings	N <input type="checkbox"/> Y <input type="checkbox"/>	N <input type="checkbox"/> Y <input type="checkbox"/>	N <input type="checkbox"/> Y <input type="checkbox"/>	N <input type="checkbox"/> Y <input type="checkbox"/>	N <input type="checkbox"/> Y <input type="checkbox"/>			
Hazardous Waste Containers	N <input type="checkbox"/> Y <input type="checkbox"/>	N <input type="checkbox"/> Y <input type="checkbox"/>	N <input type="checkbox"/> Y <input type="checkbox"/>	N <input type="checkbox"/> Y <input type="checkbox"/>	N <input type="checkbox"/> Y <input type="checkbox"/>	Are hazardous waste containers labeled & dated properly? N <input type="checkbox"/> Y <input type="checkbox"/>		

\*Method used is either: S = sight, smell or feel or D = detector

Weekly Refrigerated Condenser Monitoring Log*			
(Record pressures of high & low gauges or condenser outlet temperatures.)			
Manufacturer Specification	High Pressure:	Low Pressure:	Record Temperature Is temp less < 45°F (7.2°C)?
Date	High Pressure	Low Pressure	Temperature
			Y <input type="checkbox"/> N <input type="checkbox"/>
			Y <input type="checkbox"/> N <input type="checkbox"/>
			Y <input type="checkbox"/> N <input type="checkbox"/>
			Y <input type="checkbox"/> N <input type="checkbox"/>
			Y <input type="checkbox"/> N <input type="checkbox"/>
* During the drying phase determine if the high & low pressure of the refrigeration system is in the range of the manufacturer's specifications.			Before the end of the cool down or drying cycle a temperature of 7.2°C (45°F) or below must be achieved.



Solvent Purchases 12-Month Total	
12-Month Total From Last Month	
Subtract Solvent Purchased from July 2024	—
Subtotal =	
Add Solvent Purchases for July 2025	+
12-Month Total =	
The sum of solvent purchases for the previous 12 months must be calculated on the 1st day of the month. Don't forget zero purchases!	

Sunday

Monday

Tuesday

Wednesday

Thursday

Friday

Saturday

June 2025

S	M	T	W	T	F	S
1	2	3	4	5	6	7
8	9	10	11	12	13	14
15	16	17	18	19	20	21
22	23	24	25	26	27	28
29	30					

August 2025

S	M	T	W	T	F	S
						1 2
3	4	5	6	7	8	9
10	11	12	13	14	15	16
17	18	19	20	21	22	23
24	25	26	27	28	29	30
31						

1

2

3

4

5

Temp logged   
Inspect logged

6

7

8

9

10

11

12

Temp logged   
Inspect logged

13

14

15

16

17

18

19

Temp logged   
Inspect logged

20

21

22

23

24

25

26

Temp logged   
Inspect logged

27

28

29

30

31



# August 2025

## WEEKLY LEAK DETECTION INSPECTION RECORDS

INSPECTED	Is the inspected equipment leaking?					DATE PARTS ORDERED	DATE PARTS RECEIVED	DATE REPAIRED
	Date:	Date:	Date:	Date:	Date:			
Method Used*	S <input type="checkbox"/> D <input type="checkbox"/>	S <input type="checkbox"/> D <input type="checkbox"/>	S <input type="checkbox"/> D <input type="checkbox"/>	S <input type="checkbox"/> D <input type="checkbox"/>	S <input type="checkbox"/> D <input type="checkbox"/>			
Hose & Pipe Connections	N <input type="checkbox"/> Y <input type="checkbox"/>	N <input type="checkbox"/> Y <input type="checkbox"/>	N <input type="checkbox"/> Y <input type="checkbox"/>	N <input type="checkbox"/> Y <input type="checkbox"/>	N <input type="checkbox"/> Y <input type="checkbox"/>			
Door Gaskets & Seatings	N <input type="checkbox"/> Y <input type="checkbox"/>	N <input type="checkbox"/> Y <input type="checkbox"/>	N <input type="checkbox"/> Y <input type="checkbox"/>	N <input type="checkbox"/> Y <input type="checkbox"/>	N <input type="checkbox"/> Y <input type="checkbox"/>			
Filter Gaskets & Seatings	N <input type="checkbox"/> Y <input type="checkbox"/>	N <input type="checkbox"/> Y <input type="checkbox"/>	N <input type="checkbox"/> Y <input type="checkbox"/>	N <input type="checkbox"/> Y <input type="checkbox"/>	N <input type="checkbox"/> Y <input type="checkbox"/>			
Pumps	N <input type="checkbox"/> Y <input type="checkbox"/>	N <input type="checkbox"/> Y <input type="checkbox"/>	N <input type="checkbox"/> Y <input type="checkbox"/>	N <input type="checkbox"/> Y <input type="checkbox"/>	N <input type="checkbox"/> Y <input type="checkbox"/>			
Solvent Tanks & Containers	N <input type="checkbox"/> Y <input type="checkbox"/>	N <input type="checkbox"/> Y <input type="checkbox"/>	N <input type="checkbox"/> Y <input type="checkbox"/>	N <input type="checkbox"/> Y <input type="checkbox"/>	N <input type="checkbox"/> Y <input type="checkbox"/>			
Water Separators	N <input type="checkbox"/> Y <input type="checkbox"/>	N <input type="checkbox"/> Y <input type="checkbox"/>	N <input type="checkbox"/> Y <input type="checkbox"/>	N <input type="checkbox"/> Y <input type="checkbox"/>	N <input type="checkbox"/> Y <input type="checkbox"/>			
Muck Cookers	N <input type="checkbox"/> Y <input type="checkbox"/>	N <input type="checkbox"/> Y <input type="checkbox"/>	N <input type="checkbox"/> Y <input type="checkbox"/>	N <input type="checkbox"/> Y <input type="checkbox"/>	N <input type="checkbox"/> Y <input type="checkbox"/>			
Stills	N <input type="checkbox"/> Y <input type="checkbox"/>	N <input type="checkbox"/> Y <input type="checkbox"/>	N <input type="checkbox"/> Y <input type="checkbox"/>	N <input type="checkbox"/> Y <input type="checkbox"/>	N <input type="checkbox"/> Y <input type="checkbox"/>			
Exhaust Dampers	N <input type="checkbox"/> Y <input type="checkbox"/>	N <input type="checkbox"/> Y <input type="checkbox"/>	N <input type="checkbox"/> Y <input type="checkbox"/>	N <input type="checkbox"/> Y <input type="checkbox"/>	N <input type="checkbox"/> Y <input type="checkbox"/>			
Diverter Valves	N <input type="checkbox"/> Y <input type="checkbox"/>	N <input type="checkbox"/> Y <input type="checkbox"/>	N <input type="checkbox"/> Y <input type="checkbox"/>	N <input type="checkbox"/> Y <input type="checkbox"/>	N <input type="checkbox"/> Y <input type="checkbox"/>			
All Filter Housings	N <input type="checkbox"/> Y <input type="checkbox"/>	N <input type="checkbox"/> Y <input type="checkbox"/>	N <input type="checkbox"/> Y <input type="checkbox"/>	N <input type="checkbox"/> Y <input type="checkbox"/>	N <input type="checkbox"/> Y <input type="checkbox"/>			
Hazardous Waste Containers	N <input type="checkbox"/> Y <input type="checkbox"/>	N <input type="checkbox"/> Y <input type="checkbox"/>	N <input type="checkbox"/> Y <input type="checkbox"/>	N <input type="checkbox"/> Y <input type="checkbox"/>	N <input type="checkbox"/> Y <input type="checkbox"/>	Are hazardous waste containers labeled & dated properly? N <input type="checkbox"/> Y <input type="checkbox"/>		

\*Method used is either: S = sight, smell or feel or D = detector

Weekly Refrigerated Condenser Monitoring Log*			
(Record pressures of high & low gauges or condenser outlet temperatures.)			
Manufacturer Specification	High Pressure:	Low Pressure:	Record Temperature Is temp less < 45°F (7.2°C)?
Date	High Pressure	Low Pressure	Temperature
			Y <input type="checkbox"/> N <input type="checkbox"/>
			Y <input type="checkbox"/> N <input type="checkbox"/>
			Y <input type="checkbox"/> N <input type="checkbox"/>
			Y <input type="checkbox"/> N <input type="checkbox"/>
			Y <input type="checkbox"/> N <input type="checkbox"/>

\* During the drying phase determine if the high & low pressure of the refrigeration system is in the range of the manufacturer's specifications.

Before the end of the cool down or drying cycle a temperature of 7.2°C (45°F) or below must be achieved.



Solvent Purchases 12-Month Total	
12-Month Total From Last Month	
Subtract Solvent Purchased from August 2024	—
Subtotal =	
Add Solvent Purchases for August 2025	+
12-Month Total =	
The sum of solvent purchases for the previous 12 months must be calculated on the 1st day of the month. Don't forget zero purchases!	

Sunday

Monday

Tuesday

Wednesday

Thursday

Friday

Saturday



**ILLINOIS**



**SMALL BUSINESS ENVIRONMENTAL ASSISTANCE PROGRAM**

*Serving Small Businesses and the Environment*

July 2025

S	M	T	W	T	F	S
		1	2	3	4	5
6	7	8	9	10	11	12
13	14	15	16	17	18	19
20	21	22	23	24	25	26
27	28	29	30	31		

September 2025

S	M	T	W	T	F	S
		1	2	3	4	5
6	7	8	9	10	11	12
13	14	15	16	17	18	19
20	21	22	23	24	25	26
27	28	29	30			

**1**

Temp logged   
Inspect logged

**2**

**3**

**4**

**5**

**6**

**7**

**8**

Temp logged   
Inspect logged

**9**

**10**

**11**

**12**

**13**

**14**

**15**

Temp logged   
Inspect logged

**16**

**17**

**18**

**19**

**20**

**21**

**22**

Temp logged   
Inspect logged

**23**

**24**<sub>/31</sub>

**25**

**26**

**27**

**28**

**29**

Temp logged   
Inspect logged

**30**

# September 2025

## WEEKLY LEAK DETECTION INSPECTION RECORDS

INSPECTED	Is the inspected equipment leaking?					DATE PARTS ORDERED	DATE PARTS RECEIVED	DATE REPAIRED
	Date:	Date:	Date:	Date:	Date:			
Method Used*	S <input type="checkbox"/> D <input type="checkbox"/>	S <input type="checkbox"/> D <input type="checkbox"/>	S <input type="checkbox"/> D <input type="checkbox"/>	S <input type="checkbox"/> D <input type="checkbox"/>	S <input type="checkbox"/> D <input type="checkbox"/>			
Hose & Pipe Connections	N <input type="checkbox"/> Y <input type="checkbox"/>	N <input type="checkbox"/> Y <input type="checkbox"/>	N <input type="checkbox"/> Y <input type="checkbox"/>	N <input type="checkbox"/> Y <input type="checkbox"/>	N <input type="checkbox"/> Y <input type="checkbox"/>			
Door Gaskets & Seatings	N <input type="checkbox"/> Y <input type="checkbox"/>	N <input type="checkbox"/> Y <input type="checkbox"/>	N <input type="checkbox"/> Y <input type="checkbox"/>	N <input type="checkbox"/> Y <input type="checkbox"/>	N <input type="checkbox"/> Y <input type="checkbox"/>			
Filter Gaskets & Seatings	N <input type="checkbox"/> Y <input type="checkbox"/>	N <input type="checkbox"/> Y <input type="checkbox"/>	N <input type="checkbox"/> Y <input type="checkbox"/>	N <input type="checkbox"/> Y <input type="checkbox"/>	N <input type="checkbox"/> Y <input type="checkbox"/>			
Pumps	N <input type="checkbox"/> Y <input type="checkbox"/>	N <input type="checkbox"/> Y <input type="checkbox"/>	N <input type="checkbox"/> Y <input type="checkbox"/>	N <input type="checkbox"/> Y <input type="checkbox"/>	N <input type="checkbox"/> Y <input type="checkbox"/>			
Solvent Tanks & Containers	N <input type="checkbox"/> Y <input type="checkbox"/>	N <input type="checkbox"/> Y <input type="checkbox"/>	N <input type="checkbox"/> Y <input type="checkbox"/>	N <input type="checkbox"/> Y <input type="checkbox"/>	N <input type="checkbox"/> Y <input type="checkbox"/>			
Water Separators	N <input type="checkbox"/> Y <input type="checkbox"/>	N <input type="checkbox"/> Y <input type="checkbox"/>	N <input type="checkbox"/> Y <input type="checkbox"/>	N <input type="checkbox"/> Y <input type="checkbox"/>	N <input type="checkbox"/> Y <input type="checkbox"/>			
Muck Cookers	N <input type="checkbox"/> Y <input type="checkbox"/>	N <input type="checkbox"/> Y <input type="checkbox"/>	N <input type="checkbox"/> Y <input type="checkbox"/>	N <input type="checkbox"/> Y <input type="checkbox"/>	N <input type="checkbox"/> Y <input type="checkbox"/>			
Stills	N <input type="checkbox"/> Y <input type="checkbox"/>	N <input type="checkbox"/> Y <input type="checkbox"/>	N <input type="checkbox"/> Y <input type="checkbox"/>	N <input type="checkbox"/> Y <input type="checkbox"/>	N <input type="checkbox"/> Y <input type="checkbox"/>			
Exhaust Dampers	N <input type="checkbox"/> Y <input type="checkbox"/>	N <input type="checkbox"/> Y <input type="checkbox"/>	N <input type="checkbox"/> Y <input type="checkbox"/>	N <input type="checkbox"/> Y <input type="checkbox"/>	N <input type="checkbox"/> Y <input type="checkbox"/>			
Diverter Valves	N <input type="checkbox"/> Y <input type="checkbox"/>	N <input type="checkbox"/> Y <input type="checkbox"/>	N <input type="checkbox"/> Y <input type="checkbox"/>	N <input type="checkbox"/> Y <input type="checkbox"/>	N <input type="checkbox"/> Y <input type="checkbox"/>			
All Filter Housings	N <input type="checkbox"/> Y <input type="checkbox"/>	N <input type="checkbox"/> Y <input type="checkbox"/>	N <input type="checkbox"/> Y <input type="checkbox"/>	N <input type="checkbox"/> Y <input type="checkbox"/>	N <input type="checkbox"/> Y <input type="checkbox"/>			
Hazardous Waste Containers	N <input type="checkbox"/> Y <input type="checkbox"/>	N <input type="checkbox"/> Y <input type="checkbox"/>	N <input type="checkbox"/> Y <input type="checkbox"/>	N <input type="checkbox"/> Y <input type="checkbox"/>	N <input type="checkbox"/> Y <input type="checkbox"/>	Are hazardous waste containers labeled & dated properly? N <input type="checkbox"/> Y <input type="checkbox"/>		

\*Method used is either: S = sight, smell or feel or D = detector

Weekly Refrigerated Condenser Monitoring Log*			
(Record pressures of high & low gauges or condenser outlet temperatures.)			
Manufacturer Specification	High Pressure:	Low Pressure:	Record Temperature Is temp less < 45°F (7.2°C)?
Date	High Pressure	Low Pressure	Temperature
			Y <input type="checkbox"/> N <input type="checkbox"/>
			Y <input type="checkbox"/> N <input type="checkbox"/>
			Y <input type="checkbox"/> N <input type="checkbox"/>
			Y <input type="checkbox"/> N <input type="checkbox"/>
			Y <input type="checkbox"/> N <input type="checkbox"/>

\* During the drying phase determine if the high & low pressure of the refrigeration system is in the range of the manufacturer's specifications.

Before the end of the cool down or drying cycle a temperature of 7.2°C (45°F) or below must be achieved.



Solvent Purchases 12-Month Total	
12-Month Total From Last Month	
Subtract Solvent Purchased from September 2024	—
Subtotal =	
Add Solvent Purchases for September 2025	+
12-Month Total =	
<b>The sum of solvent purchases for the previous 12 months must be calculated on the 1st day of the month. Don't forget zero purchases!</b>	



*Serving Small Businesses and the Environment*



**TIME TO ORDER YOUR 2026 REPLACEMENT WORKBOOK**

To order on-line, email: [dceo.sbeapp@illinois.gov](mailto:dceo.sbeapp@illinois.gov), please include in the email subject line "Reorder Illinois Dry Cleaner Compliance Calendar Workbook," and the following information in the email body:

Name: \_\_\_\_\_

Company Name: \_\_\_\_\_

Address: \_\_\_\_\_

City/State/Zip: \_\_\_\_\_

Phone: ( \_\_\_\_\_ ) \_\_\_\_\_

Email address: \_\_\_\_\_

Number of Workbooks Requested: \_\_\_\_\_

To order by mail, please complete, detach and mail this order form to:

Illinois Dry Cleaner Compliance Workbook  
 Illinois Small Business Environmental Assistance Program  
 101 S 2nd Street  
 Springfield, IL 62704

To order by fax, please complete, detach and fax this order form to: (217) 557-2853.

To order by phone, have the order form information above at the ready and call (800) 252-3998; if out-of-state call (217) 785-6192; for TTY call (800) 785-6055.

CUT





Sunday

Monday

Tuesday

Wednesday

Thursday

Friday

Saturday

August							2025	
S	M	T	W	T	F	S		
						1	2	
3	4	5	6	7	8	9		
10	11	12	13	14	15	16		
17	18	19	20	21	22	23		
24	25	26	27	28	29	30		
31								

1

2

3

4

5

6

Temp logged   
Inspect logged

7

8

9

10

11

12

13

Temp logged   
Inspect logged

14

15

16

17

18

19

20

Temp logged   
Inspect logged

21

22

23

24

25

26

27

Temp logged   
Inspect logged

28

29

30

October							2025	
S	M	T	W	T	F	S		
			1	2	3	4		
5	6	7	8	9	10	11		
12	13	14	15	16	17	18		
19	20	21	22	23	24	25		
26	27	28	29	30	31			



**ILLINOIS**  
 **SMALL BUSINESS ENVIRONMENTAL ASSISTANCE PROGRAM**  
*Serving Small Businesses and the Environment*

# October 2025

## WEEKLY LEAK DETECTION INSPECTION RECORDS

INSPECTED	Is the inspected equipment leaking?					DATE PARTS ORDERED	DATE PARTS RECEIVED	DATE REPAIRED
	Date:	Date:	Date:	Date:	Date:			
Method Used*	S <input type="checkbox"/> D <input type="checkbox"/>	S <input type="checkbox"/> D <input type="checkbox"/>	S <input type="checkbox"/> D <input type="checkbox"/>	S <input type="checkbox"/> D <input type="checkbox"/>	S <input type="checkbox"/> D <input type="checkbox"/>			
Hose & Pipe Connections	N <input type="checkbox"/> Y <input type="checkbox"/>	N <input type="checkbox"/> Y <input type="checkbox"/>	N <input type="checkbox"/> Y <input type="checkbox"/>	N <input type="checkbox"/> Y <input type="checkbox"/>	N <input type="checkbox"/> Y <input type="checkbox"/>			
Door Gaskets & Seatings	N <input type="checkbox"/> Y <input type="checkbox"/>	N <input type="checkbox"/> Y <input type="checkbox"/>	N <input type="checkbox"/> Y <input type="checkbox"/>	N <input type="checkbox"/> Y <input type="checkbox"/>	N <input type="checkbox"/> Y <input type="checkbox"/>			
Filter Gaskets & Seatings	N <input type="checkbox"/> Y <input type="checkbox"/>	N <input type="checkbox"/> Y <input type="checkbox"/>	N <input type="checkbox"/> Y <input type="checkbox"/>	N <input type="checkbox"/> Y <input type="checkbox"/>	N <input type="checkbox"/> Y <input type="checkbox"/>			
Pumps	N <input type="checkbox"/> Y <input type="checkbox"/>	N <input type="checkbox"/> Y <input type="checkbox"/>	N <input type="checkbox"/> Y <input type="checkbox"/>	N <input type="checkbox"/> Y <input type="checkbox"/>	N <input type="checkbox"/> Y <input type="checkbox"/>			
Solvent Tanks & Containers	N <input type="checkbox"/> Y <input type="checkbox"/>	N <input type="checkbox"/> Y <input type="checkbox"/>	N <input type="checkbox"/> Y <input type="checkbox"/>	N <input type="checkbox"/> Y <input type="checkbox"/>	N <input type="checkbox"/> Y <input type="checkbox"/>			
Water Separators	N <input type="checkbox"/> Y <input type="checkbox"/>	N <input type="checkbox"/> Y <input type="checkbox"/>	N <input type="checkbox"/> Y <input type="checkbox"/>	N <input type="checkbox"/> Y <input type="checkbox"/>	N <input type="checkbox"/> Y <input type="checkbox"/>			
Muck Cookers	N <input type="checkbox"/> Y <input type="checkbox"/>	N <input type="checkbox"/> Y <input type="checkbox"/>	N <input type="checkbox"/> Y <input type="checkbox"/>	N <input type="checkbox"/> Y <input type="checkbox"/>	N <input type="checkbox"/> Y <input type="checkbox"/>			
Stills	N <input type="checkbox"/> Y <input type="checkbox"/>	N <input type="checkbox"/> Y <input type="checkbox"/>	N <input type="checkbox"/> Y <input type="checkbox"/>	N <input type="checkbox"/> Y <input type="checkbox"/>	N <input type="checkbox"/> Y <input type="checkbox"/>			
Exhaust Dampers	N <input type="checkbox"/> Y <input type="checkbox"/>	N <input type="checkbox"/> Y <input type="checkbox"/>	N <input type="checkbox"/> Y <input type="checkbox"/>	N <input type="checkbox"/> Y <input type="checkbox"/>	N <input type="checkbox"/> Y <input type="checkbox"/>			
Diverter Valves	N <input type="checkbox"/> Y <input type="checkbox"/>	N <input type="checkbox"/> Y <input type="checkbox"/>	N <input type="checkbox"/> Y <input type="checkbox"/>	N <input type="checkbox"/> Y <input type="checkbox"/>	N <input type="checkbox"/> Y <input type="checkbox"/>			
All Filter Housings	N <input type="checkbox"/> Y <input type="checkbox"/>	N <input type="checkbox"/> Y <input type="checkbox"/>	N <input type="checkbox"/> Y <input type="checkbox"/>	N <input type="checkbox"/> Y <input type="checkbox"/>	N <input type="checkbox"/> Y <input type="checkbox"/>			
Hazardous Waste Containers	N <input type="checkbox"/> Y <input type="checkbox"/>	N <input type="checkbox"/> Y <input type="checkbox"/>	N <input type="checkbox"/> Y <input type="checkbox"/>	N <input type="checkbox"/> Y <input type="checkbox"/>	N <input type="checkbox"/> Y <input type="checkbox"/>	Are hazardous waste containers labeled & dated properly? N <input type="checkbox"/> Y <input type="checkbox"/>		

\*Method used is either: S = sight, smell or feel or D = detector

Weekly Refrigerated Condenser Monitoring Log*			
(Record pressures of high & low gauges or condenser outlet temperatures.)			
Manufacturer Specification	High Pressure:	Low Pressure:	Record Temperature Is temp less < 45°F (7.2°C)?
Date	High Pressure	Low Pressure	Temperature
			Y <input type="checkbox"/> N <input type="checkbox"/>
			Y <input type="checkbox"/> N <input type="checkbox"/>
			Y <input type="checkbox"/> N <input type="checkbox"/>
			Y <input type="checkbox"/> N <input type="checkbox"/>
			Y <input type="checkbox"/> N <input type="checkbox"/>
* During the drying phase determine if the high & low pressure of the refrigeration system is in the range of the manufacturer's specifications.			Before the end of the cool down or drying cycle a temperature of 7.2°C (45°F) or below must be achieved.



Solvent Purchases 12-Month Total	
12-Month Total From Last Month	
Subtract Solvent Purchased from October 2024	—
Subtotal =	
Add Solvent Purchases for October 2025	+
12-Month Total =	
The sum of solvent purchases for the previous 12 months must be calculated on the 1st day of the month. Don't forget zero purchases!	

Sunday

Monday

Tuesday

Wednesday

Thursday

Friday

Saturday

September 2025						
S	M	T	W	T	F	S
1	2	3	4	5	6	
7	8	9	10	11	12	13
14	15	16	17	18	19	20
21	22	23	24	25	26	27
28	29	30				



1

2

3

4

Temp logged   
Inspect logged

5

6

7

8

9

10

11

Temp logged   
Inspect logged

12

13

14

15

16

17

18

Temp logged   
Inspect logged

19

20

21

22

23

24

25

Temp logged   
Inspect logged

26

27

28

29

30

31

November 2025						
S	M	T	W	T	F	S
						1
2	3	4	5	6	7	8
9	10	11	12	13	14	15
16	17	18	19	20	21	22
23	24	25	26	27	28	29
30						

# November 2025

## WEEKLY LEAK DETECTION INSPECTION RECORDS

INSPECTED	Is the inspected equipment leaking?					DATE PARTS ORDERED	DATE PARTS RECEIVED	DATE REPAIRED
	Date:	Date:	Date:	Date:	Date:			
Method Used*	S <input type="checkbox"/> D <input type="checkbox"/>	S <input type="checkbox"/> D <input type="checkbox"/>	S <input type="checkbox"/> D <input type="checkbox"/>	S <input type="checkbox"/> D <input type="checkbox"/>	S <input type="checkbox"/> D <input type="checkbox"/>			
Hose & Pipe Connections	N <input type="checkbox"/> Y <input type="checkbox"/>	N <input type="checkbox"/> Y <input type="checkbox"/>	N <input type="checkbox"/> Y <input type="checkbox"/>	N <input type="checkbox"/> Y <input type="checkbox"/>	N <input type="checkbox"/> Y <input type="checkbox"/>			
Door Gaskets & Seatings	N <input type="checkbox"/> Y <input type="checkbox"/>	N <input type="checkbox"/> Y <input type="checkbox"/>	N <input type="checkbox"/> Y <input type="checkbox"/>	N <input type="checkbox"/> Y <input type="checkbox"/>	N <input type="checkbox"/> Y <input type="checkbox"/>			
Filter Gaskets & Seatings	N <input type="checkbox"/> Y <input type="checkbox"/>	N <input type="checkbox"/> Y <input type="checkbox"/>	N <input type="checkbox"/> Y <input type="checkbox"/>	N <input type="checkbox"/> Y <input type="checkbox"/>	N <input type="checkbox"/> Y <input type="checkbox"/>			
Pumps	N <input type="checkbox"/> Y <input type="checkbox"/>	N <input type="checkbox"/> Y <input type="checkbox"/>	N <input type="checkbox"/> Y <input type="checkbox"/>	N <input type="checkbox"/> Y <input type="checkbox"/>	N <input type="checkbox"/> Y <input type="checkbox"/>			
Solvent Tanks & Containers	N <input type="checkbox"/> Y <input type="checkbox"/>	N <input type="checkbox"/> Y <input type="checkbox"/>	N <input type="checkbox"/> Y <input type="checkbox"/>	N <input type="checkbox"/> Y <input type="checkbox"/>	N <input type="checkbox"/> Y <input type="checkbox"/>			
Water Separators	N <input type="checkbox"/> Y <input type="checkbox"/>	N <input type="checkbox"/> Y <input type="checkbox"/>	N <input type="checkbox"/> Y <input type="checkbox"/>	N <input type="checkbox"/> Y <input type="checkbox"/>	N <input type="checkbox"/> Y <input type="checkbox"/>			
Muck Cookers	N <input type="checkbox"/> Y <input type="checkbox"/>	N <input type="checkbox"/> Y <input type="checkbox"/>	N <input type="checkbox"/> Y <input type="checkbox"/>	N <input type="checkbox"/> Y <input type="checkbox"/>	N <input type="checkbox"/> Y <input type="checkbox"/>			
Stills	N <input type="checkbox"/> Y <input type="checkbox"/>	N <input type="checkbox"/> Y <input type="checkbox"/>	N <input type="checkbox"/> Y <input type="checkbox"/>	N <input type="checkbox"/> Y <input type="checkbox"/>	N <input type="checkbox"/> Y <input type="checkbox"/>			
Exhaust Dampers	N <input type="checkbox"/> Y <input type="checkbox"/>	N <input type="checkbox"/> Y <input type="checkbox"/>	N <input type="checkbox"/> Y <input type="checkbox"/>	N <input type="checkbox"/> Y <input type="checkbox"/>	N <input type="checkbox"/> Y <input type="checkbox"/>			
Diverter Valves	N <input type="checkbox"/> Y <input type="checkbox"/>	N <input type="checkbox"/> Y <input type="checkbox"/>	N <input type="checkbox"/> Y <input type="checkbox"/>	N <input type="checkbox"/> Y <input type="checkbox"/>	N <input type="checkbox"/> Y <input type="checkbox"/>			
All Filter Housings	N <input type="checkbox"/> Y <input type="checkbox"/>	N <input type="checkbox"/> Y <input type="checkbox"/>	N <input type="checkbox"/> Y <input type="checkbox"/>	N <input type="checkbox"/> Y <input type="checkbox"/>	N <input type="checkbox"/> Y <input type="checkbox"/>			
Hazardous Waste Containers	N <input type="checkbox"/> Y <input type="checkbox"/>	N <input type="checkbox"/> Y <input type="checkbox"/>	N <input type="checkbox"/> Y <input type="checkbox"/>	N <input type="checkbox"/> Y <input type="checkbox"/>	N <input type="checkbox"/> Y <input type="checkbox"/>	Are hazardous waste containers labeled & dated properly? N <input type="checkbox"/> Y <input type="checkbox"/>		

\*Method used is either: S = sight, smell or feel or D = detector

Weekly Refrigerated Condenser Monitoring Log*			
(Record pressures of high & low gauges or condenser outlet temperatures.)			
Manufacturer Specification	High Pressure:	Low Pressure:	Record Temperature Is temp less < 45°F (7.2°C)?
Date	High Pressure	Low Pressure	Temperature
			Y <input type="checkbox"/> N <input type="checkbox"/>
			Y <input type="checkbox"/> N <input type="checkbox"/>
			Y <input type="checkbox"/> N <input type="checkbox"/>
			Y <input type="checkbox"/> N <input type="checkbox"/>
			Y <input type="checkbox"/> N <input type="checkbox"/>

\* During the drying phase determine if the high & low pressure of the refrigeration system is in the range of the manufacturer's specifications.

Before the end of the cool down or drying cycle a temperature of 7.2°C (45°F) or below must be achieved.



Solvent Purchases 12-Month Total	
12-Month Total From Last Month	
Subtract Solvent Purchased from November 2024	—
Subtotal =	
Add Solvent Purchases for November 2025	+
12-Month Total =	
The sum of solvent purchases for the previous 12 months must be calculated on the 1st day of the month. Don't forget zero purchases!	

Sunday

Monday

Tuesday

Wednesday

Thursday

Friday

Saturday

October 2025						
S	M	T	W	T	F	S
		1	2	3	4	
5	6	7	8	9	10	11
12	13	14	15	16	17	18
19	20	21	22	23	24	25
26	27	28	29	30	31	

December 2025						
S	M	T	W	T	F	S
	1	2	3	4	5	6
7	8	9	10	11	12	13
14	15	16	17	18	19	20
21	22	23	24	25	26	27
28	29	30	31			



**ILLINOIS**  
**SMALL BUSINESS ENVIRONMENTAL ASSISTANCE PROGRAM**  
*Serving Small Businesses and the Environment*

1

2

3

4

5

6

7

8

Temp logged   
Inspect logged

9

10

11

12

13

14

15

Temp logged   
Inspect logged

16

17

18

19

20

21

22

Temp logged   
Inspect logged

23<sub>/30</sub>

24

25

26

27

28

29

Temp logged   
Inspect logged

# December 2025

## WEEKLY LEAK DETECTION INSPECTION RECORDS

INSPECTED	Is the inspected equipment leaking?					DATE PARTS ORDERED	DATE PARTS RECEIVED	DATE REPAIRED
	Date:	Date:	Date:	Date:	Date:			
Method Used*	S <input type="checkbox"/> D <input type="checkbox"/>	S <input type="checkbox"/> D <input type="checkbox"/>	S <input type="checkbox"/> D <input type="checkbox"/>	S <input type="checkbox"/> D <input type="checkbox"/>	S <input type="checkbox"/> D <input type="checkbox"/>			
Hose & Pipe Connections	N <input type="checkbox"/> Y <input type="checkbox"/>	N <input type="checkbox"/> Y <input type="checkbox"/>	N <input type="checkbox"/> Y <input type="checkbox"/>	N <input type="checkbox"/> Y <input type="checkbox"/>	N <input type="checkbox"/> Y <input type="checkbox"/>			
Door Gaskets & Seatings	N <input type="checkbox"/> Y <input type="checkbox"/>	N <input type="checkbox"/> Y <input type="checkbox"/>	N <input type="checkbox"/> Y <input type="checkbox"/>	N <input type="checkbox"/> Y <input type="checkbox"/>	N <input type="checkbox"/> Y <input type="checkbox"/>			
Filter Gaskets & Seatings	N <input type="checkbox"/> Y <input type="checkbox"/>	N <input type="checkbox"/> Y <input type="checkbox"/>	N <input type="checkbox"/> Y <input type="checkbox"/>	N <input type="checkbox"/> Y <input type="checkbox"/>	N <input type="checkbox"/> Y <input type="checkbox"/>			
Pumps	N <input type="checkbox"/> Y <input type="checkbox"/>	N <input type="checkbox"/> Y <input type="checkbox"/>	N <input type="checkbox"/> Y <input type="checkbox"/>	N <input type="checkbox"/> Y <input type="checkbox"/>	N <input type="checkbox"/> Y <input type="checkbox"/>			
Solvent Tanks & Containers	N <input type="checkbox"/> Y <input type="checkbox"/>	N <input type="checkbox"/> Y <input type="checkbox"/>	N <input type="checkbox"/> Y <input type="checkbox"/>	N <input type="checkbox"/> Y <input type="checkbox"/>	N <input type="checkbox"/> Y <input type="checkbox"/>			
Water Separators	N <input type="checkbox"/> Y <input type="checkbox"/>	N <input type="checkbox"/> Y <input type="checkbox"/>	N <input type="checkbox"/> Y <input type="checkbox"/>	N <input type="checkbox"/> Y <input type="checkbox"/>	N <input type="checkbox"/> Y <input type="checkbox"/>			
Muck Cookers	N <input type="checkbox"/> Y <input type="checkbox"/>	N <input type="checkbox"/> Y <input type="checkbox"/>	N <input type="checkbox"/> Y <input type="checkbox"/>	N <input type="checkbox"/> Y <input type="checkbox"/>	N <input type="checkbox"/> Y <input type="checkbox"/>			
Stills	N <input type="checkbox"/> Y <input type="checkbox"/>	N <input type="checkbox"/> Y <input type="checkbox"/>	N <input type="checkbox"/> Y <input type="checkbox"/>	N <input type="checkbox"/> Y <input type="checkbox"/>	N <input type="checkbox"/> Y <input type="checkbox"/>			
Exhaust Dampers	N <input type="checkbox"/> Y <input type="checkbox"/>	N <input type="checkbox"/> Y <input type="checkbox"/>	N <input type="checkbox"/> Y <input type="checkbox"/>	N <input type="checkbox"/> Y <input type="checkbox"/>	N <input type="checkbox"/> Y <input type="checkbox"/>			
Diverter Valves	N <input type="checkbox"/> Y <input type="checkbox"/>	N <input type="checkbox"/> Y <input type="checkbox"/>	N <input type="checkbox"/> Y <input type="checkbox"/>	N <input type="checkbox"/> Y <input type="checkbox"/>	N <input type="checkbox"/> Y <input type="checkbox"/>			
All Filter Housings	N <input type="checkbox"/> Y <input type="checkbox"/>	N <input type="checkbox"/> Y <input type="checkbox"/>	N <input type="checkbox"/> Y <input type="checkbox"/>	N <input type="checkbox"/> Y <input type="checkbox"/>	N <input type="checkbox"/> Y <input type="checkbox"/>			
Hazardous Waste Containers	N <input type="checkbox"/> Y <input type="checkbox"/>	N <input type="checkbox"/> Y <input type="checkbox"/>	N <input type="checkbox"/> Y <input type="checkbox"/>	N <input type="checkbox"/> Y <input type="checkbox"/>	N <input type="checkbox"/> Y <input type="checkbox"/>	Are hazardous waste containers labeled & dated properly? N <input type="checkbox"/> Y <input type="checkbox"/>		

\*Method used is either: S = sight, smell or feel or D = detector

Weekly Refrigerated Condenser Monitoring Log*			
(Record pressures of high & low gauges or condenser outlet temperatures.)			
Manufacturer Specification	High Pressure:	Low Pressure:	Record Temperature Is temp less < 45°F (7.2°C)?
Date	High Pressure	Low Pressure	Temperature
			Y <input type="checkbox"/> N <input type="checkbox"/>
			Y <input type="checkbox"/> N <input type="checkbox"/>
			Y <input type="checkbox"/> N <input type="checkbox"/>
			Y <input type="checkbox"/> N <input type="checkbox"/>
			Y <input type="checkbox"/> N <input type="checkbox"/>
* During the drying phase determine if the high & low pressure of the refrigeration system is in the range of the manufacturer's specifications.			Before the end of the cool down or drying cycle a temperature of 7.2°C (45°F) or below must be achieved.



Solvent Purchases 12-Month Total	
12-Month Total From Last Month	
Subtract Solvent Purchased from December 2024	—
Subtotal =	
Add Solvent Purchases for December 2025	+
12-Month Total =	
The sum of solvent purchases for the previous 12 months must be calculated on the 1st day of the month. Don't forget zero purchases!	

Sunday

Monday

Tuesday

Wednesday

Thursday

Friday

Saturday

November							2025
S	M	T	W	T	F	S	
						1	
2	3	4	5	6	7	8	
9	10	11	12	13	14	15	
16	17	18	19	20	21	22	
23	24	25	26	27	28	29	
30							

1

2

3

4

5

6

Temp logged   
Inspect logged

7

8

9

10

11

12

13

Temp logged   
Inspect logged

14

15

16

17

18

19

20

Temp logged   
Inspect logged

21

22

23

24

25

26

27

Temp logged   
Inspect logged

28

29

30

31

January							2026
S	M	T	W	T	F	S	
				1	2	3	
4	5	6	7	8	9	10	
11	12	13	14	15	16	17	
18	19	20	21	22	23	24	
25	26	27	28	29	30	31	



**ILLINOIS**  
**SMALL BUSINESS ENVIRONMENTAL ASSISTANCE PROGRAM**  
*Serving Small Businesses and the Environment*

# Emission Standards for Perchloroethylene Dry Cleaning Facilities

## Contents

Definitions.....	1
Continuing	
Requirements .....	2
Since July 27, 2006.....	3
Reporting .....	4
Monitoring .....	5
Inspections.....	5
Other.....	6

## Definitions used:

°C – degrees Celsius.

CA - carbon adsorber - “sniffer” – bed of activated carbon into which an air-perchloroethylene gas-vapor stream is routed and which adsorbs the perchloroethylene on the carbon.

Colorimetric detector tube – glass tube (sealed prior to use), containing material impregnated with a chemical that is sensitive to perchloroethylene and is designed to measure the concentration of perchloroethylene in air.

Dry-to-dry machine – one-machine dry cleaning operation in which washing and drying are performed in the same machine.

Existing – began construction or reconstruction before December 9, 1991.

°F – degrees Fahrenheit

Filter – porous device through which perchloroethylene is passed to remove contaminants in suspension (for example lint filter, button trap, cartridge filter, tubular filter, regenerative filter, prefilter, polishing filter, and spin disc filter)

Fugitive emissions – emissions that can not reasonably be collected and emitted through a stack or vent.

Halogenated hydrocarbon detector – portable device capable of detecting vapor concentrations of perchloroethylene of 25 parts per million by volume or greater by emitting an audible or visual signal that varies as the concentration changes.

New – began construction or reconstruction on or after December 9, 1991.

Perc – perchloroethylene

Perc gas analyzer – flame ionization detector, photoionization detector, or infrared analyzer capable of detecting vapor concentrations of perc of 25 ppm by volume.

ppm – parts per million.

Process vent controls – devices used to control emissions from a vent, stack, or similar device.

Residence – any dwelling or housing in which people reside excluding short-term housing that is occupied by the same person for a period of less than 180 days (such as a hotel room)

RC - refrigerated condenser - “chiller” – vapor recovery system into which an air-perc gas-vapor stream is routed and the perc is condensed by cooling the gas-vapor stream.

Transfer machine system – multiple-machine dry cleaning operation in which washing and drying are performed in different machines. Examples include, but are not limited to: (1) a washer and dryer, (2) a washer and reclaimner, or (3) a dry-to-dry machine and reclaimner.

Vapor barrier enclosure – room that encloses a dry cleaning system and is constructed of vapor barrier material that is impermeable to perc.

The U. S. Environmental Protection Agency (EPA) has set standards for the control of perc releases from dry cleaning facilities.

Perc is suspected of causing cancer in humans.

These emission standards are different from hazardous waste regulations. They are based on use of perc, not generation of perc related drained spent cartridge filters, still bottoms, or filter muck waste.

**Coin-operated dry cleaning facilities are exempt from these requirements.**

Continuing Requirements			
<b>Applicability:</b>	<b>Small Area Sources<sup>a</sup></b>	<b>Large Area Sources<sup>a</sup></b>	<b>Major Sources<sup>b</sup></b>
Facilities with:	Consume less than (gallons per/year):	Consume equal to or between (gallons per/year):	Consume more than (gallons per/year):
Only Dry-to-Dry	140	140-2,100	2,100
Only Transfer Systems	200	200-1,800	1,800
Both Dry-to-Dry and Transfer Systems	140	140-1,800	1,800
<b>Process Vent Controls:</b>			
<b>Existing Facilities</b>	None	RC <sup>c</sup> CA installed before September 22, 1993, can remain; it does not have to be replaced by RC.	
<b>New Facilities</b>	Closed loop, dry-to-dry machine with RC <sup>c</sup>		Closed loop, dry-to-dry machine with RC <sup>c</sup> followed by CA <sup>c</sup> operated immediately before or as the door is opened
<b>Fugitive Controls:</b>			
<b>Existing Facilities</b>	Sealed containers Leak detection/repair		Room enclosure <sup>d</sup> Sealed containers Leak detection/repair
<b>New Facilities</b>	No new transfer systems Sealed containers Leak detection/repair		
<b>Monitoring:</b>			
<b>Existing Facilities</b>	None	Meet parameters set for RC and CA	
<b>New Facilities</b>	Meet parameters set for RC and CA		
<b>Compliance Dates</b>			
<b>Existing facilities</b>	Should already be in compliance with these continuing requirements.		
<b>New Facilities</b>	Should comply upon start up with these continuing requirements.		
<b>Existing Facilities</b> – began construction or reconstruction before December 9, 1991			
<b>New Facilities</b> – began construction or reconstruction on or after December 9, 1991			

a Area sources are permanently exempted from Title V permitting requirements.

More information concerning ROSS can be found online at <https://dceo.illinois.gov/smallbizassistance/environmentalassistanceprogram.html>.

b All major sources need Title V air permits.

c or equivalent control.

d The room enclosure must be constructed of materials impermeable to perc, must be designed and operated to maintain a negative pressure at each opening while the dry cleaning machine is operating, and must exhaust to a carbon adsorber. The room enclosure must be vented to a separate carbon adsorber or equivalent device and not share a carbon adsorber in common with a dry cleaning machine.

<b>Requirements since July 27, 2006</b>		
<b>Process Vent Controls</b>		
	<b>Small Area Sources*</b> (Small and Large)	<b>Major Sources</b>
By July 27, 2006, or immediately upon start up, whichever is later.		
<b>Constructed or reconstructed on or after December 21, 2005</b>	Closed loop, dry-to-dry machine with RC* followed by CA* operated immediately before the door is opened	Closed loop, dry-to-dry machine with RC* followed by CA* operated immediately before the door is opened
<b>Fugitive Controls:</b>		
<b>By July 28, 2009</b>		
Eliminate transfer machines: (The only exceptions are transfer machines that qualify as Small Area Sources and were installed between December 9, 1991, and September 22, 1993.)		
<b>MONITORING:</b>		
<b>IMMEDIATELY UPON START UP</b>		
Monitor high pressure and low pressure on RC, when pressure gauges are available, rather than temperature. Use a colorimetric detector tube or a perc gas analyzer to monitor CA		
As of December 21, 2020, all co-residential dry cleaners using perchloroethylene (perc) solvents must have switched to an alternative solvent or removed their perc machines to a nonresidential building.		
It is illegal to locate and/or operate perc dry cleaning machines in buildings with a residence after December 21, 2020.		

\* or equivalent control device

<b>Inspections</b>		
<b>Perceptible leaks</b> – those you can see, feel, or smell. Inspections for vapor leaks using a halogenated hydrocarbon detector or a perc gas analyzer always suffice for perceptible leak inspections		
<b>Continuing Requirements</b>		
	<b>Small Area Sources</b>	<b>Large Area Sources</b>
<b>Existing Facilities</b>	Inspect biweekly for perceptible leaks. Repair leaks and maintain records.	Inspect weekly for perceptible leaks. Repair leaks and maintain records.
<b>New Facilities</b>	Inspect weekly for perceptible leaks. Repair leaks and maintain records.	
<b>Requirements since July 27, 2006</b>		
	<b>Area Sources</b>	<b>Major Sources</b>
<b>All Facilities</b>	Inspect weekly for perceptible leaks. Inspect for vapor leaks on a monthly basis using a halogenated hydrocarbon detector or a perc gas analyzer. Follow the manufacturer's instructions. Place the probe at the surface where leakage could occur and move it slowly along the surface. Repair leaks and maintain records.	Inspect weekly for perceptible leaks. Inspect for vapor leaks on a monthly basis using a perc gas analyzer and operate it according to EPA Method 21. Repair leaks and maintain records.

### **Compliance Steps Required of All Perc Dry Cleaners**

#### **Reporting**

Illinois perc dry cleaners must send reports to both the Illinois Environmental Protection Agency and USEPA. Each perc dry cleaner must submit an initial notification report and compliance reports. Compliance Reports for Control Requirements are due 30 days after installation.


**Monitoring: Required monitoring must begin immediately for new installations and was required to begin November 23, 1996, for existing facilities.**

<p><b>1. Refrigerated Condenser (RC): Monitor weekly.</b></p> <p>Measure the refrigeration system high pressure and low pressure during the drying phase to determine if they are in the range specified by the manufacturer's operating instructions. If the machine is not equipped with refrigeration system pressure gauges, monitor temperature. Use the temperature sensor according to manufacturer's instructions.</p> <p>Measure the temperature of the air-perc gas-vapor stream on the outlet side of the RC on a dry-to-dry machine, dryer, or reclaimers to determine if it is equal to or less than 7.2 oC (45 oF) before the end of the cool down or drying cycle while the gas-vapor stream is flowing through the condenser. The temperature sensor should be designed to measure a temperature of 7.2oC (45oF) to an accuracy of <math>\pm 1.1</math>oC (2oF).</p> <p>Measure the inlet and outlet temperature of the RC on a washer. Calculate the difference. It must be greater than 11.1oC (20oF). The temperature sensor should be designed to measure at least a temperature range from 0oC (32oF) to 48.9 oC (120 oF) to an accuracy of <math>\pm 1.1</math>oC (2oF).</p> <p><b>2. Carbon Adsorber (CA): Monitor weekly. Follow the manufacturer's instructions.</b></p> <p>If you use a CA instead of a RC or you use a supplemental CA and the exhaust passes through the <b>CA immediately upon door opening</b>, measure the concentration of perc in the exhaust of the CA. Use a colorimetric detector tube or perc gas analyzer that measures a concentration of 100 ppm by volume of perc in air to an accuracy of <math>\pm 25</math> ppm</p>	<p>by volume. Take the measurement while the dry cleaning machine is venting to the CA at the end of the last dry cleaning cycle prior to desorption of the CA or removal of the activated carbon. The perc concentration needs to be less than or equal to 100 ppm.</p> <p>A sampling port for monitoring within the exhaust outlet of the CA must be provided in a place that is easily accessible; located at least eight times the diameter of the stack or duct downstream from any flow disturbance (bend, expansion, contraction, or outlet); not downstream from any other inlet; and two times the diameters of the stack or duct upstream from any flow disturbance.</p> <p>If you use a supplemental CA and the air-perc gas-vapor stream passes through the CA <b>before the machine door is opened</b>, measure the concentration of perc in the dry cleaning machine drum at the end of the dry cleaning cycle. Use a colorimetric detector tube or perc gas analyzer that measures a concentration of 300 ppm by volume of perc in air to an accuracy of <math>\pm 75</math> ppm by volume. Place the tube or analyzer into the open space at the rear end of the drum immediately after door opening. The perc concentration needs to be less than or equal to 300 ppm.</p> <p>If required monitoring detects values that do not meet the parameters set in the standard, make adjustments or repairs to the dry cleaning system or control device to meet those values. If repair parts are needed, make a written or verbal order within two working days of detecting the value. Install repair parts within five working days after receipt.</p>
<p><b>Inspection Requirements:</b></p>	
<p>Inspection requirements dictate that dry cleaners inspect the following components for leaks while the dry cleaning system is operating.</p> <ol style="list-style-type: none"> <li>Hose and pipe connections, fittings, couplings, and valves</li> <li>Door gaskets and seatings</li> <li>Filter gaskets and seatings</li> <li>Pumps</li> <li>Solvent tanks and containers</li> <li>Water separators</li> <li>Muck cookers</li> </ol>	<ol style="list-style-type: none"> <li>Stills</li> <li>Exhaust dampers</li> <li>Diverter valves</li> <li>All filter housings</li> </ol> <p>Repair all leaks detected during inspections within 24 hours. If repair parts are needed, make a written or verbal order within 2 working days of detecting the leak. Install repair parts within 5 working days after receipt.</p> <p>Inspect for leaks while the dry cleaning system is operating.</p>

## Other Requirements for All Perc Dry Cleaning Facilities:

<p><b>Fugitive Controls</b></p> <ul style="list-style-type: none"> <li>● Use solvent tanks or containers to store all perc and perc related waste. Ensure that these tanks and containers are closed so that they have no perceptible leaks. Except that you may leave containers for separator water uncovered if it is necessary for proper operation of your machine and still.</li> <li>● Drain all cartridge filters in their housing, or other sealed container, for a minimum of 24 hours (or treat such filter in an equivalent manner) before removal from the dry cleaning plant.</li> </ul>	<p><b>Records</b></p> <p>Retain on site a copy of the design specifications and the operating manuals for each dry cleaning system and each emission control device located at your facility.</p> <p>Keep receipts of perc purchases and a log of the following information, maintain such information on site, and show it upon request for a period of five years:</p> <ol style="list-style-type: none"> <li>1. Volume of perc purchased each month.</li> <li>2. Calculation and result of the yearly perc consumption as shown. Perform the following calculation on the first day of every month:             <ol style="list-style-type: none"> <li>a) Sum the volume of all perc purchases made in each of the previous 12 months</li> <li>b) If no perc purchases were made in a given month, then the perc consumption for that month is 0 gallons.</li> <li>c) The total sum calculated is the yearly perc consumption at the facility.</li> </ol> </li> <li>3. Dates when the dry cleaning system components are inspected for leaks, as specified, and the name or location of dry cleaning system components where leaks are detected.</li> <li>4. Dates of repair and records of written or verbal orders for repair parts.</li> <li>5. Date and high and low pressure or temperature sensor monitoring results of RC, if required.</li> <li>6. Date and colorimetric detector tube or perc gas analyzer monitoring results of CA, if required.</li> </ol>
<p><b>Operation/Maintenance</b></p> <ul style="list-style-type: none"> <li>● Close the door of each dry cleaning machine immediately after transferring articles to or from the machine; keep the door closed at all other times.</li> <li>● Operate and maintain dry cleaning systems according to manufacturer's specifications and recommendations.</li> <li>● Operate each RC to not vent or release the air-perc gas-vapor stream contained within the dry cleaning machine to the atmosphere while the dry cleaning drum is rotating. The air-perc vapor should be recirculating back through the machine without venting to the atmosphere (closed loop).</li> <li>● Operate each RC to prevent air drawn into the dry cleaning machine when the door of the machine is open from passing through the RC.</li> <li>● Do not bypass a CA at any time.</li> <li>● Desorb each CA according to manufacturer's instructions.</li> </ul>	

# Watch Your Perc!



## HAZARDOUS WASTE REGULATIONS

### What is Hazardous Waste?

Some dry cleaning wastes pose a potential hazard to human health and the environment when improperly handled. The most commonly generated hazardous wastes in the dry cleaning industry include the following:

- Spent perc
- Used filters and filter media
- Spent carbon and cartridges from carbon adsorbers
- Still residues (evaporator or cooker sludge)

**FACT**  
Nationally, dry cleaners are the largest source of perc emissions.

### What Type of Hazardous Waste Generator Am I?

The hazardous waste regulations that apply to you depend upon the amount of hazardous waste you generate per month. You fall under one of the following categories of hazardous waste generators:

- Very small quantity generators (VSQG) generate less than 100 kilograms (220 pounds) per month of hazardous wastes
- Small-quantity generators (SQG) generate 100 to 1,000 kilograms (220 to 2,200 pounds) per month of hazardous wastes
- Large-quantity generators (LQG) generate over 1,000 kilograms (2,200 pounds) per month of hazardous wastes

To determine your hazardous waste generator category, add up the weight or volume of all your hazardous wastes generated for the month. This information can be verified by comparing the amount to your waste manifests. The


total gives you your generator category for the month.

### What Requirements Apply to VSQGs?

- Identify all hazardous wastes that you generate
- Hire a licensed special waste hauler to transport your hazardous wastes to a facility permitted to receive hazardous waste
- Do not accumulate more than 1,000 kilograms (2,200 pounds) of hazardous wastes on your property at any time

#### TIP

30 gallons (about half of a 55 gallon drum) of special waste with a density similar to perc weighs about 400 lbs.



### What Requirements Apply to SQGs?

- Accumulate hazardous wastes in containers such as 55-gallon drums or tanks
- Do not store hazardous wastes on your property more than 180 days unless it will be transported greater than 200 miles from your business, in which case you may store the wastes for up to 270 days
- Do not accumulate more than 6,000 kilograms (13,200 pounds) of hazardous waste on your property at any time

- Register with the Illinois Environmental Protection Agency (Illinois EPA) using a Notification of Hazardous Waste Activity form.
- Make sure all your hazardous wastes are packaged and labeled correctly prior to transport. Although you are responsible for packaging and labeling your wastes, ask your transporter for assistance with this requirement.
- Hire a licensed special waste hauler to transport your hazardous wastes to a permitted hazardous waste facility using the Illinois Uniform Waste Manifest or the manifest of the state you are shipping the wastes to or sign a tolling agreement with a recycling facility.

**TIP**

Although a licensed transporter ships your wastes, YOU are responsible for ensuring that the transporter and the facility that accepts your waste manage your wastes properly.

**Are There Any Requirements for the Containers I Use to Accumulate Hazardous Waste?**

- Label each container with the words “HAZARDOUS WASTE” and mark each container with the date the container becomes full.
- Use a container made of or lined with a material that is compatible with the hazardous waste stored in it.
- Keep all containers of hazardous waste closed during storage except when adding or removing waste.
- Do not open, handle, or store containers in a way that might rupture them, cause them to leak, or otherwise fail.
- Inspect areas where containers are stored at least weekly. Look for leaks and for deterioration caused by corrosion or other factors.
- Maintain the containers in good condition. If a container leaks, put the hazardous waste in another container, or contain it in some other way that complies with U.S. Environmental Protection Agency regulations.
- Do not mix incompatible hazardous wastes or materials unless precautions are taken to prevent potential hazards.

**Should I Be Prepared for an Emergency?**

YES, all SOGs must establish safety guidelines and emergency response procedures. SOGs must also be equipped with the following:

- An internal communication or alarm system capable of providing immediate emergency instructions to all personnel
- A telephone or two-way radio capable for use in requesting emergency assistance from local police and fire departments
- Portable fire extinguishers, fire control devices, spill control materials, and decontamination supplies
- Adequate water volume and pressure to supply water hoses, foam-producing equipment, and automatic sprinklers

**WATER REGULATIONS**

Generally, the process wastewater of concern at perc dry cleaners is separator water that contains small amounts of perc. If your business is connected to a septic tank, you should never discharge your process wastewater, such as separator water, to the septic tank. If your business is connected to the city sewer system, contact it to determine its requirements for your process wastewater discharges.

# How to Register under the Registration of Smaller Sources (ROSS) Program or Obtain an Air Permit for Petroleum Dry Cleaning

## **Q** --- Do I need to register under ROSS or apply for an air pollution control permit for my dry cleaning operations?

**A** All petroleum solvent dry cleaners are required to register under the Registration of Smaller Sources (ROSS) program or obtain an air permit depending on their solvent usage. Most petroleum solvent dry cleaners in the state will meet the emissions criteria to register under the ROSS program. Only coin operated dry cleaners are exempted from air pollution control permit requirements.

## **Q** --- How do I determine if I am a ROSS source or need an air pollution control permit?

**A** The following are general requirements:

### **ROSS**

- Petroleum dry cleaners that emit actual emissions less than 10,000 lbs (use approximately 1500 gallons/yr of petroleum solvent or less) need to register under the ROSS program.
- An Annual Site Fee of \$235 is required annually.
- Requirements for recordkeeping and reporting (e.g., petroleum usage, leak repair, etc.) should be kept on site for the most recent five years.
- More information concerning the ROSS program can be found on the Table of Contents page, Reference Number 1.

### **PERMITS**

- State construction/operating permit from the Bureau of Air at the Illinois EPA are required if not eligible for ROSS.
- Limitations may be imposed on usage of petroleum product.
- Requirements for recordkeeping and reporting (e.g., petroleum usage, leak repair, etc.) should be kept on site for the most recent five years.
- An Annual Emission Report is required to be filed by May 1 of each year (no report is required under ROSS).
- An Annual Site Fee of \$235 must be paid to the Illinois EPA annually.
- The following are general requirements for cleaners that require permits.
  - Emission limits
  - Requirements for leak inspections
  - Good housekeeping requirements (e.g., keep washer and dryer door closed, keep lids closed on solvent containers, etc.)

### **Federal New Source Performance Standards**

Petroleum dry cleaners whose total manufacturer rated dryer capacity is equal to or greater than 84 lbs and were installed after December 14, 1982, have even stricter federal requirements under 40 CFR 60 Subpart JJJ Petroleum Dry Cleaners: New Source Performance Standards (NSPS). (This is the total of all dryers at the plant. Dryers installed between December 14, 1982, and September 21, 1984, with a plant consumption of less than 4700 gallons are exempt from the federal requirements.)

### **If subject to the federal rules:**

- Any new dryer installed after December 14, 1982, must be a solvent recovery dryer and use cartridge filters.
- Additional requirements include testing, more recordkeeping, leak detection and repair.

**Q** --- **What forms are needed to register under ROSS or obtain an air permit?**

**A** The following forms are required:  
(The links to access all forms can be found on the Table of Contents page, Reference Number 3)

**ROSS**

ROSS-200- Registration of Smaller Sources Form

**PERMITS**

APC-629 Application for a Construction and/or Operating Permit for a Lifetime Source

APC-628 Construction Permit Application for a FESOP Source

APC-197 Fee Determination for Construction Permit Application

APC-220 Data and Information Process Emission Source

APC-260 Data and Information Air Pollution Control Equipment (only if controls are used, e.g., condensers)

Mail completed forms to:

Illinois EPA

Permit Section #11

P.O. Box 19506

Springfield, IL 62794-9506

**OR**

ROSS may be submitted via email to EPA.BOA.Ross@illinois.gov

**Q** --- **What are some of the petroleum-base solvents that require a registration or permit?**

**A** Examples of some of the solvents requiring a permit are:

142 Solvent 66/3	Hydrite 142 Solvent	Mineral spirits	Sensense
DF-2000	Hydochlorene	Naphtha	Shellsol D38
Ecogreen DC Fluid	Impress	Naphtrol spirits	Solvent 340
EcoSolv	Intense	Naphtrol spirits 66/3	Surdiri 142
Exxsol D 3135 Naptha	KTEX 2014 USA	Petroleum Stoddard	Varsol
Gen-X	Kwik Dry	Pure Dry	
HC Boost	LIFT	Quick Dry	



---

## Accessing the Drycleaner Environmental Response Trust Fund

---

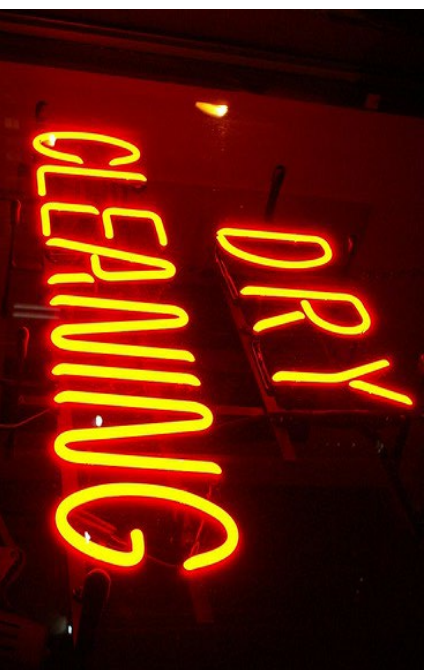
As administrator of the Drycleaner Environmental Response Trust (“DERT”) Fund (“the Fund”), the Illinois Environmental Protection Agency (“Illinois EPA”) is responsible for:

- licensing drycleaning facilities in Illinois,
- administering the environmental liability coverage (“insurance”) that drycleaning facilities may obtain under the Fund, and
- reviewing remedial action and insurance claims made against the Fund.

Active drycleaners are required to apply and pay for a license every year ([35 Ill. Admin. Code 1501.200\(a\)](#)); [1501.220](#); [415 ILCS 135/60\(a\)](#)). Drycleaners in Illinois are required to submit an annual payment of \$1,500 to \$5,000 depending on the type and gallons of solvent used to the Illinois [Department of Revenue](#) (“Illinois DOR”) for their license.

Purchasing insurance through the Illinois EPA provides owners or operators of an active drycleaner a degree of financial protection from the impacts of a chemical release, which can turn into a costly project. Facilities that have a current DERT insurance policy at the time of the release will be eligible for reimbursements from the DERT Fund of up to \$500,000 for eligible remedial costs. Such costs may include consulting services, soil and groundwater sampling, laboratory analysis, installation of building control technology, and more.

It is estimated that 75% of drycleaners nationwide have “some level of contamination” (Schmidt, et. al., 2001). If a drycleaning facility has a release of drycleaning solvents it must notify the Illinois EPA within 24 hours (35 Ill. Admin. Code 1501.400(e)). Covered owners or operators must conduct remedial action through the Illinois EPA [Site Remediation Program](#) (35 Ill. Admin. Code 1501.300(b) and 1501.400(c)).



This photo by Unknown Author is licensed under [CC BY-SA](#)

Rather than paying thousands of dollars upfront to an environmental consultant for every report submitted to the Site Remediation Program and all investigative or remedial activities, an owner/operator may instead pay a deductible and make annual payments to maintain access to reimbursements from the Fund. If the drycleaner ceases drycleaning operations, they are considered inactive [415 ILCS 135/5] and become subject to the administrative assessment fee of \$3,000 every year, even if they do not submit a claim (35 Ill. Admin. Code 1501.130 and 1501.360). An “inactive drycleaning facility” means a drycleaning facility that is not being used for drycleaning operations and is not registered under the DERT Fund Act or licensed [415 ILCS 135/5]. Active drycleaners, on the other hand, must maintain their license and insurance to



State of Illinois  
Illinois Environmental Protection Agency

maintain eligibility for reimbursements from the Fund. An "active drycleaning facility" means a drycleaning facility actively engage in drycleaning operations and licensed [415 ILCS 135/5]. When the Illinois EPA determines that a site in the Site Remediation Program has completed necessary corrective action, Illinois EPA will issue the owner/operator a No Further Remediation ("NFR") letter for the site.

---

### Licensing

- No person may operate a drycleaning facility in Illinois without a license issued by the Illinois EPA (35 Ill. Admin. Code 1501.200(a); 415 ILCS 135/60(a)). Facilities that accept textiles that are then taken to another location for drycleaning are not required to be licensed.
- The drycleaner facility's owner/operator must submit the license application and proof of payment to the Illinois EPA in order to be placed on the licensed drycleaner roster. Solvent vendors must refer to this list before approving orders for drycleaners. The proof of payment will either be a DS-3 form with a green sticker or a printed or electronic receipt from Illinois DOR.
- The annual license fee can be paid by visiting <https://tax.illinois.gov/research/taxinformation/excise/dryclean.html>. Click on the "Illinois e-Pay" hyperlink under "License Fees" and follow the directions. Include a copy of the proof of payment when mailing the application to the Illinois EPA.
- All DERT Fund Program forms, including the license and insurance applications, can be found at <https://epa.illinois.gov/topics/forms/land-forms/drycleaner.html>. To request paper applications, email [epa.drycleanerfund@illinois.gov](mailto:epa.drycleanerfund@illinois.gov).

### Insurance

- Insurance is not required for everyone. Uninsured facilities are not eligible for reimbursement from the Fund for remedial activities.
- Drycleaning facilities that are actively providing drycleaning services and that have received reimbursement from the Fund must maintain continuous environmental liability coverage in the



This Photo by Unknown Author is licensed under CC BY-SA

## State of Illinois Illinois Environmental Protection Agency



- amount of at least \$500,000 for that facility until January 1, 2030 (35 Ill. Admin. Code 1501.300(c) and 1501.400(d); 415 ILCS 135/40(j)).
- Inactive facilities that are eligible for reimbursement must pay an annual \$3,000 administrative assessment through 2029 (35 Ill. Admin. Code 1501.360; 415 ILCS 135/40(k)).
- Active drycleaning facilities that have not had a release may apply for a policy through the Illinois EPA to become eligible for reimbursement. Coverage will not be provided for a release that occurred outside the dates of coverage (35 Ill. Admin. Code 1501.430(b); 415 ILCS 135/45(c)).
- Policies cover six- or twelve-month periods, depending on the owner/operator's payment preference. Insurance materials include the insurance renewal application, facility information form, premium payment voucher, and premium payment of \$750 or \$1,500.
- If a site ceases drycleaning operations after being issued the NFR Letter, it is not required to maintain insurance. However, if the site is still operating as a drycleaner after receiving the NFR Letter, it will need to maintain insurance coverage until 2030 (35 Ill. Admin. Code 1501.400(d); 415 ILCS 135/40(j)) and license obligations until it closes.

## Remediation

- Drycleaners must notify the Illinois EPA within 24 hours after a release and submit a Claim Form to the Illinois EPA as soon as possible following the release (35 Ill. Admin. Code 1501.400(e)). The Illinois EPA reviews the claim and issues a determination of eligibility to access the Fund (35 Ill. Admin. Code 1501.450(a)(2)).
- The drycleaner must enroll in the Site Remediation Program (SRP) and conduct remedial action (35 Ill. Admin. Code 1501.300(b) and 1501.400(c); 415 ILCS 135/40(i)). A budget plan must be submitted on Illinois EPA forms along with a corresponding SRP plan or report (35 Ill. Admin. Code 1501.450(b)). SRP plans and reports must be certified by a Licensed Professional Engineer or Geologist, provided by an environmental consultant. After the Illinois EPA approves the Budget Plan, the drycleaner may begin the proposed activities. Costs not approved by the Illinois EPA before starting the work are not eligible for reimbursement (35 Ill. Admin. Code 1501.330(g)(9) and 1501.430(g)(9); 415 ILCS 135/40(f)(7)).
- Upon completion of each stage, the drycleaner submits a Reimbursement Request along with verification that the applicable deductibles have been paid (35 Ill. Admin. Code 1501.420(b); 1501.320 for releases 1997-2006; 415 ILCS 135/40(e)). Upon approval of a Reimbursement Request, Illinois EPA instructs the Illinois Office of the State Comptroller to issue payments to the eligible claimants or consultant.
- Budget Plans and Reimbursement Requests may be submitted for any of the four plans and reports for SRP corrective action projects:
  - Site investigation report
  - Remediation objectives report

State of Illinois  
Illinois Environmental Protection Agency



- Remedial action plan
- Remedial action completion report
- The drycleaner may submit budgets and reimbursement requests until the appropriate reimbursement limit has been reached (35 Ill. Admin. Code 1501.330(c) or 1501.400; 415 ILCS 135/40(f)) and/or the release has been successfully remediated and Illinois EPA has issued the No Further Remediation Letter.

---

For more information on the Drycleaner Environmental Response Trust Fund program:

Cassandra Metz Clark, [EPA.DrycleanerFund@illinois.gov](mailto:EPA.DrycleanerFund@illinois.gov), (217) 785-7491  
Program Administrator, Drycleaner Environmental Response Trust Fund  
Materials Management and Compliance Section  
Illinois EPA Bureau of Land

Illinois EPA  
Attn: Drycleaner Trust Fund Program, Mail Code 24  
2520 W. Iles Avenue  
Springfield, Illinois 62794



<https://epa.illinois.gov/topics/cleanup-programs/drycleaners.html>

## Regulatory Tips

### BUYING OR SELLING YOUR DRY CLEANER?

If you are a perc or petroleum dry cleaner with an Illinois EPA air permit, the permit(s) may be transferred to the new owner by completing the Air Permit Name and/or Ownership Change Form (APC 620) available on the Illinois EPA website. The link can be found on the Table of Contents page, Reference Number 3.

The following should also be attached:

- **Corporation** – certified copy of a resolution of the corporation’s board of directors authorizing the signature person(s); or
- **Sole proprietorship or Partnership** – a letter from the proprietor or partners authorizing the signature.

**Note: Previously expired, denied or withdrawn permits cannot be transferred. Any unpaid site fees for the business must be paid to date and have a zero balance prior to transfer of the permits.**

### CHANGING YOUR BUSINESS NAME?

If you change your company name, you are required to notify the Permit Section by sending a letter including your ID and permit number indicating the change or fill out Section A only of the APC 620 form with signature. This may result in the issuance of a revised permit with the new company name.

### ADDITIONAL CONSIDERATIONS FOR PERC DRY CLEANERS: Compliance Reporting

An updated Compliance Report for Perchloroethylene (PERC) Dry Cleaning Facilities form (APC-542) is available on the Illinois EPA website. The link can be found on the Table of Contents page, Reference Number 4, and must be completed and sent to the Illinois EPA Bureau of Air in the following circumstances:

- ownership change
- name change
- dry cleaning equipment change (Note: If you already require a permit, then a construction permit is needed to include any new equipment prior to installation with the appropriate construction fee.)
- increase in the amount of perchloroethylene (perc) purchased changes the source from a Small to a Large Area Source and vice versa or triggers Major Source thresholds (See below)

	SMALL AREA SOURCE	LARGE AREA SOURCE	MAJOR SOURCE*
<b>DRY-TO-DRY</b>	139 gal/yr or less	140 gal/yr or greater solvent usage	2100 gal/yr solvent usage

**\*Please Note: If your perc usage triggers Major Source thresholds, there are additional requirements.**

Completed forms should be mailed to:

Illinois EPA, Permits Section #11  
 P.O. Box 19506  
 Springfield, IL 62794-19506

# Sustainability Tips

"With rising energy costs, utility bills can reach up to 25% of total operating costs for a dry cleaning facility."

– Minnesota Technical Assistance Program

## ENERGY

For starters:

- Receive an energy audit.
- Measure energy use for baseline numbers.
- Set a goal for energy reduction.

Lighting:

- Retrofit incandescent bulbs with halogen par lamps or compact fluorescent lamps.
- Replace T-12 with T-8 fluorescent electric bulb lamps.
- Change 'EXIT' sign from incandescent bulbs to LED.
- Clean light bulbs regularly.
- Turn off lights when not in use.

Maintenance:

- Regularly maintain boilers, steam traps, chillers and air compressors.
- Turn off appliances and machinery when not in use.

Upgrades:

- Request 'Energy Star' for new equipment purchases.
- Use energy-saving thermal windows, insulation and roofing.
- Install programmable thermostats, sensors and timers.
- Insulate boilers, piping, steam traps, water heaters and solvent machinery.

In addition to preventing contamination, there are other steps a dry cleaning facility can take to make the business more environmentally friendly. These voluntary recommendations can help save time and money.

"Losses from steam systems account for roughly 35% of potential energy savings in dry cleaning."

– Business Energy Advisor

## REDUCE, REUSE, RECYCLE

Garment bags:

- Utilize and offer reusable garment bags.
- Switch to a biodegradable plastic garment bag or those made from 100% post-consumer waste.
- Purchase bags on a large roll rather than boxed.
- Use returned plastic bags as garbage liners or recycle them, check with the waste hauler about options.

Hangers:

- Reuse hangers.
- Implement a hanger recycling program.
- Invest in and offer customers eco-friendly hangers.

"3.5 billion wire hangers are discarded in the US annually, a steel equivalent of 60,000 cars."

– Chemical & Engineering News, 2007

Additionally:

- Donate unclaimed clothes to charity.
- Reuse clothing tags.

"Wastewater recovery is the most promising source of energy conservation."

– Laundry Today, 2004

## WATER

For starters:

- Recycle or reuse water whenever possible.
- Check for water leaks and insulate hot water lines.
- Turn off cooling units in cool weather.

Investments:

- Install low-flow aerators for sink faucets and toilets.
- Replace once-through water cooling systems with looped systems and invest in air cooled equipment.
- Purchase water-recycling or ozone equipment and tunnel washers when laundry volume is sufficient.

## TRANSPORTATION

For starters:

- Keep tires properly inflated and check pressure often.
- Encourage carpooling and ride sharing and provide bike racks for employees.
- Plan trips for efficiency.

Investments:

- Evaluate opportunities to minimize material and product transportation impact.
- Buy from local suppliers when possible.
- Invest in more efficient vehicles.



# Confused by Environmental Regulations?

For FREE, confidential help, contact  
**Illinois Small Business  
Environmental Assistance Program**

**Email: [dceo.sbeap@illinois.gov](mailto:dceo.sbeap@illinois.gov)**

**Telephone: 800.252.3998**

(Out-Of-State call: 217.785.6192)

**TTY: 800.785.6055**

**Website:**

Visit <https://dceo.illinois.gov/> and search Environmental Assistance Program



**Illinois  
Department of Commerce  
& Economic Opportunity**